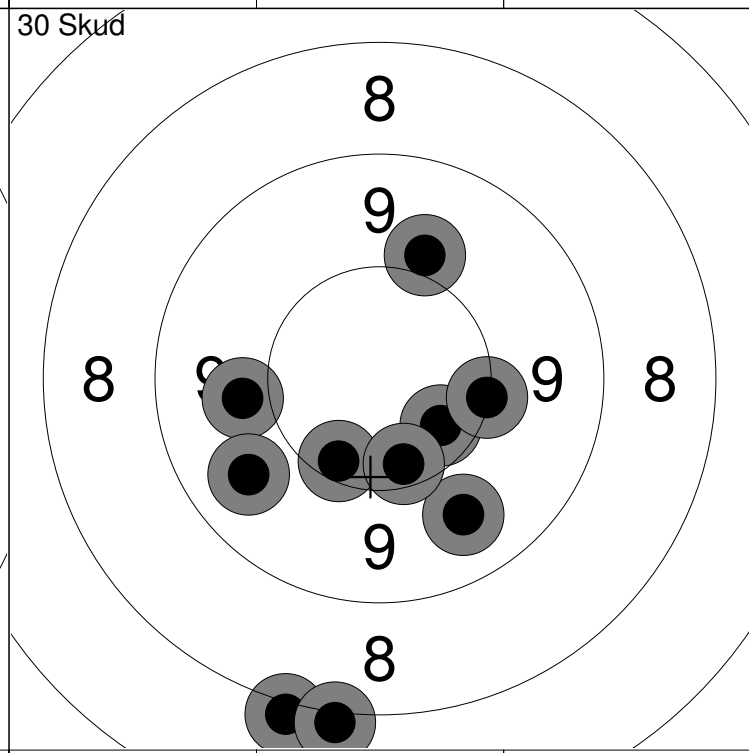
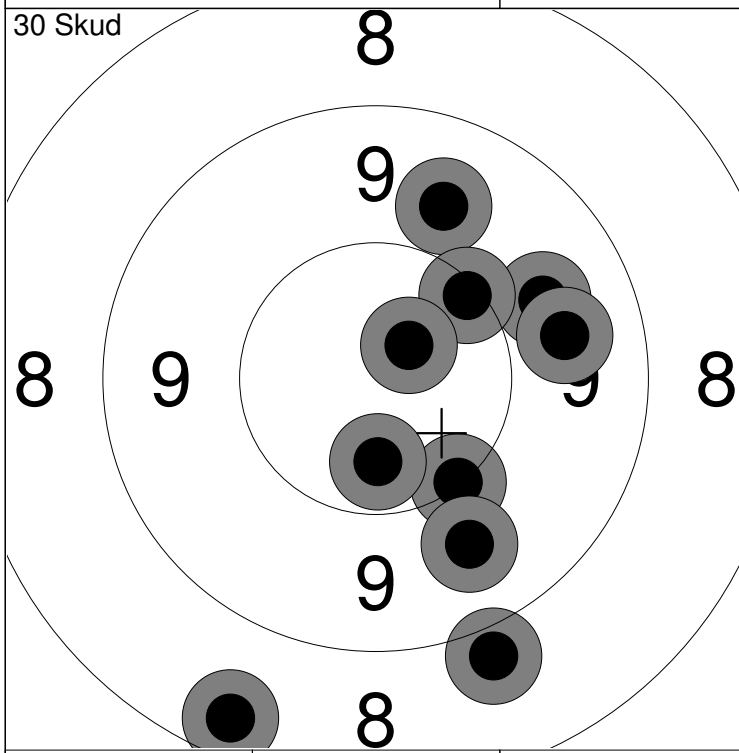


1: 10.3 ↗		Serie	47.0
2: 10.0 ↗			
3: 9.3 ↗			
4: 8.3 →			
5: 10.2 ↗			
Total			0.0

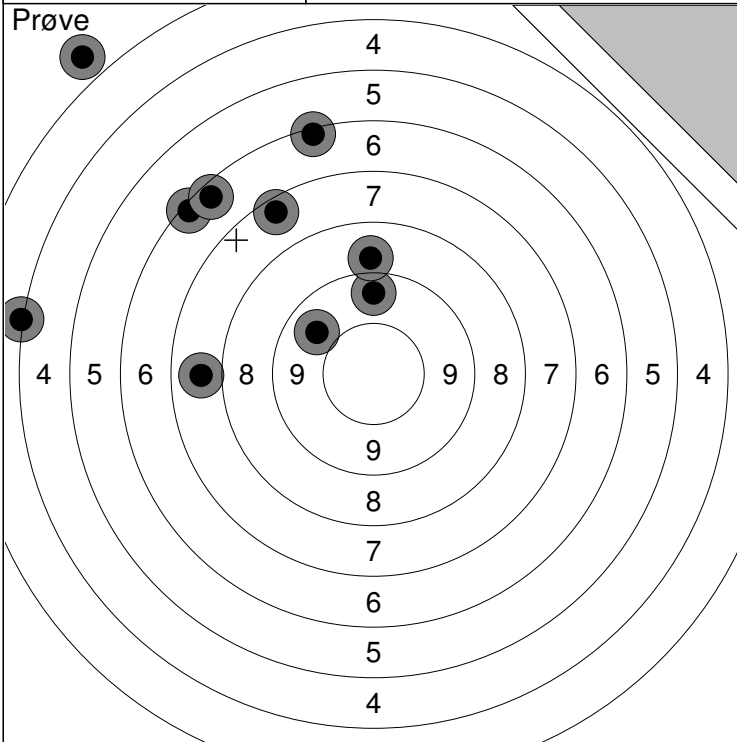
1: 9.9 ↗		Serie	89.0
2: 10.0 →			
3: 9.6 ↘			
4: 8.5 ↘			
5: 8.9 ↘			
6: 8.8 →		Serie	89.0
7: 9.9 →			
8: 8.9 ↘			
9: 10.5 →			
10: 10.6 ↘			
Total			89.0



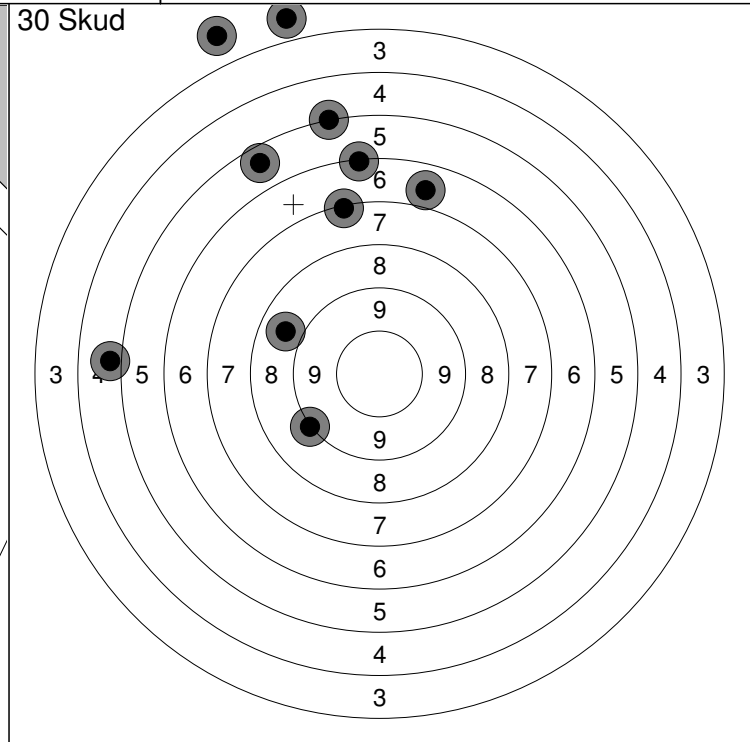
11: 9.8 ↗		Serie	92.0
12: 8.9 ↘			
13: 8.4 ↘			
14: 10.1 ↘			
15: 9.8 →			
16: 9.7 →		Serie	93.0
17: 10.2 ↗			
18: 10.7 ↗			
19: 10.4 ↘			
20: 9.7 ↘			
Total			181.0

21: 10.3 ↘		Serie	93.0
22: 10.4 ↘			
23: 9.9 ←			
24: 8.0 ↘			
25: 8.0 ↘			
26: 10.0 ↗		Serie	93.0
27: 9.7 ↘			
28: 10.1 →			
29: 10.3 ↘			
30: 9.7 ↘			
Total			274.0

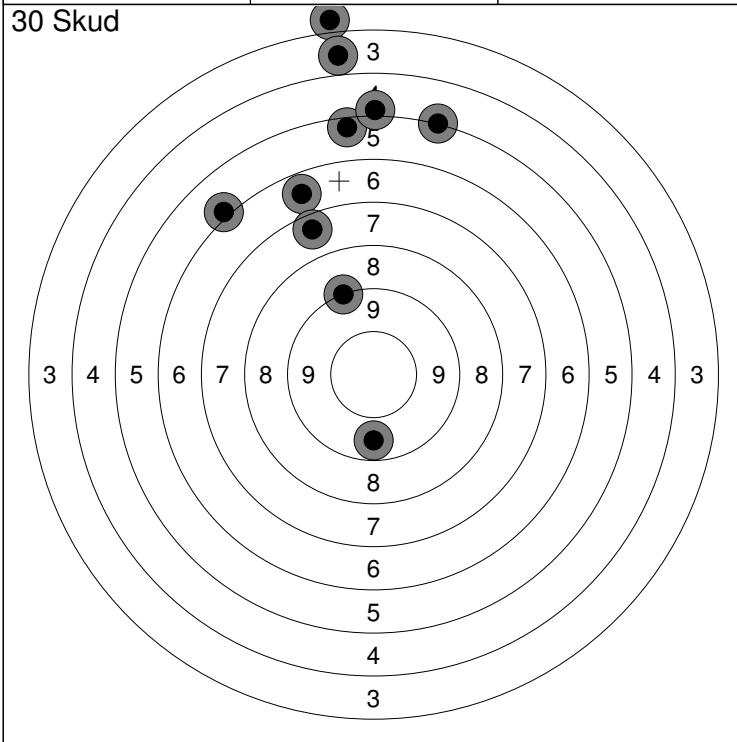
Aalborg Skyttekreds



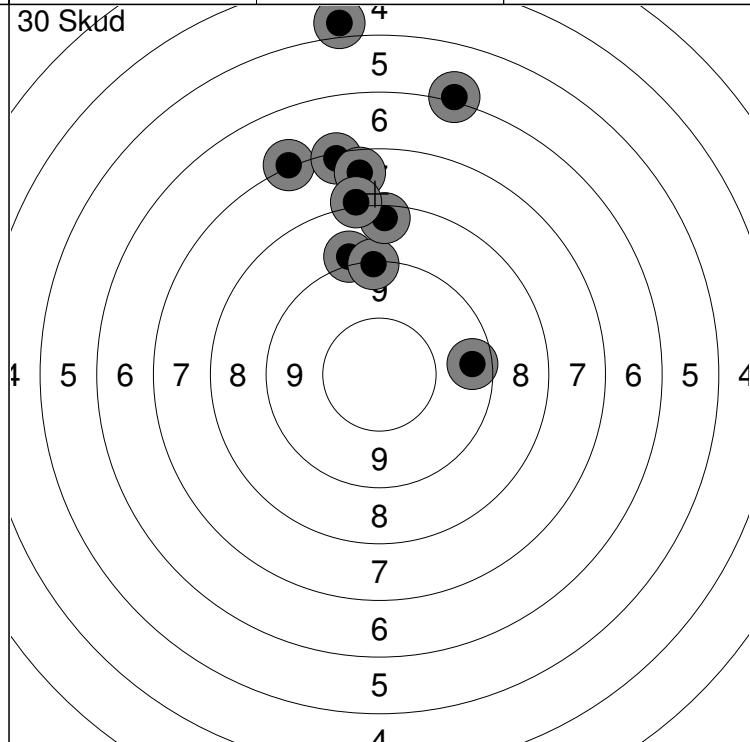
1: 6.3 ↗	6: 9.6 ↑	Serie	62.0
2: 7.4 ↗	7: 8.9 ↑		
3: 7.8 ←	8: 9.8 ↖	Total	0.0
4: 0.0 ↗	9: 6.4 ↗		
5: 4.1 ←	10: 6.3 ↑		



1: 4.9 ←	6: 6.8 ↑	Serie	50.0
2: 8.8 ↖	7: 5.2 ↑		
3: 0.0 ↑	8: 6.2 ↑	Total	50.0
4: 9.1 ↖	9: 7.3 ↑		
5: 5.6 ↗	10: 0.0 ↖		



11: 0.0 ↑	16: 9.2 ↖	Serie	55.0
12: 6.1 ↖	17: 3.7 ↑		
13: 6.7 ↗	18: 5.4 ↑	Total	105.0
14: 7.5 ↗	19: 5.2 ↑		
15: 9.6 ↓	20: 5.0 ↑		

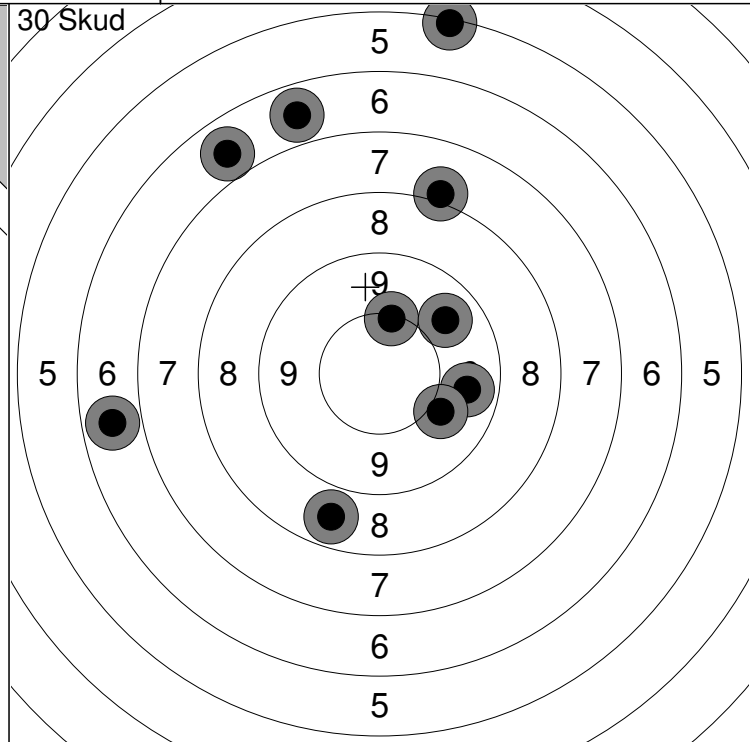
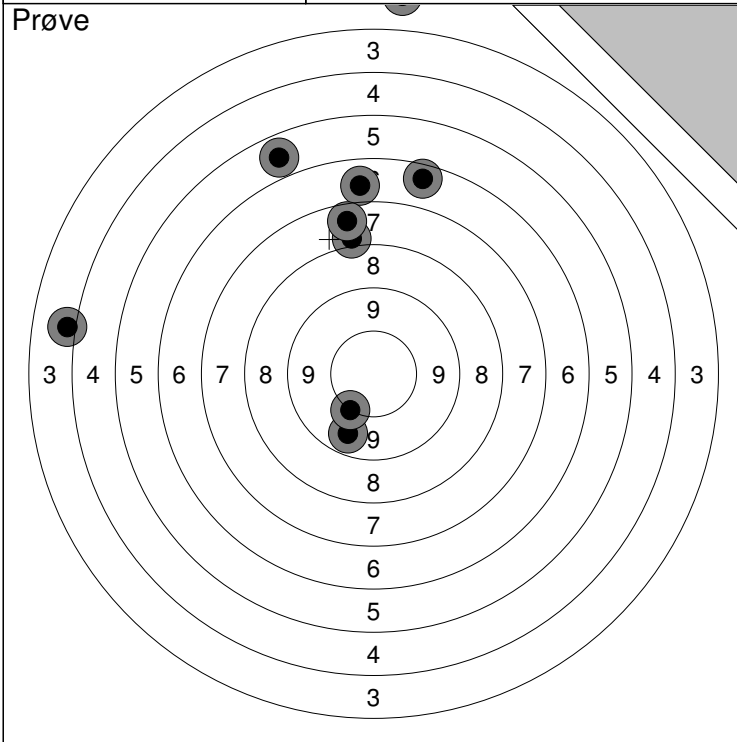


21: 6.1 ↑	26: 9.2 ↑	Serie	74.0
22: 9.0 ↑	27: 4.9 ↑		
23: 7.1 ↖	28: 7.6 ↑	Total	179.0
24: 9.5 →	29: 8.4 ↑		
25: 7.3 ↑	30: 8.1 ↑		

Aalborg Skyttekreds

Prøve

30 Skud

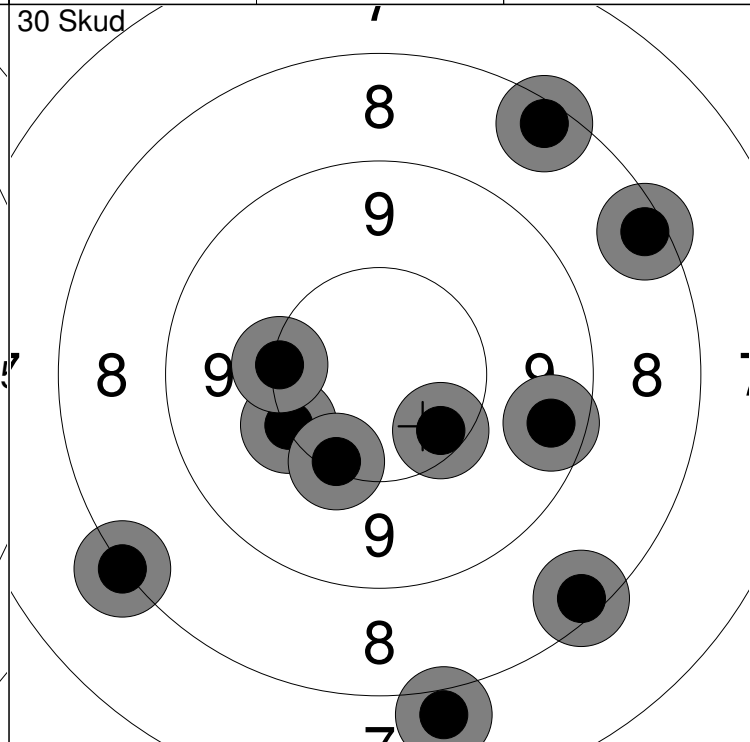
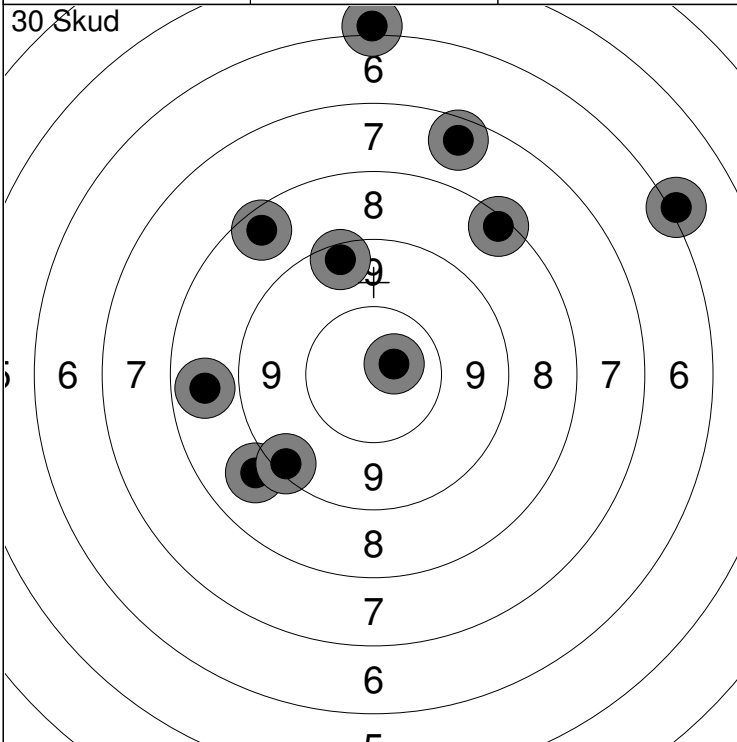


1: 4.0 ←	6: 9.7 ↘	Serie	55.0
2: 0.0 ↑	7: 8.0 ↑		
3: 6.8 ↑	8: 10.1 ↘	Total	0.0
4: 6.5 ↑	9: 7.6 ↑		
5: 5.7 ↗			

1: 9.7 →	6: 6.7 ↑	Serie	77.0
2: 5.3 ↑	7: 6.7 ↗		
3: 6.7 ←	8: 10.0 ↘	Total	77.0
4: 8.0 ↑	9: 10.2 ↑		
5: 8.7 ↘	10: 9.8 ↗		

30 Skud

30 Skud



11: 10.7 ↗	16: 9.3 ↘	Serie	79.0
12: 8.9 ↘	17: 7.5 ↑		
13: 6.0 ↑	18: 9.4 ↑	Total	156.0
14: 8.7 ←	19: 6.1 ↗		
15: 8.3 ↗	20: 8.5 ↖		

21: 9.5 →	26: 8.4 ↗	Serie	88.0
22: 8.4 ↗	27: 10.2 ←		
23: 10.3 ↘	28: 7.9 ↘	Total	244.0
24: 8.2 ↘	29: 8.4 ↘		
25: 10.2 ↘	30: 10.2 ↘		

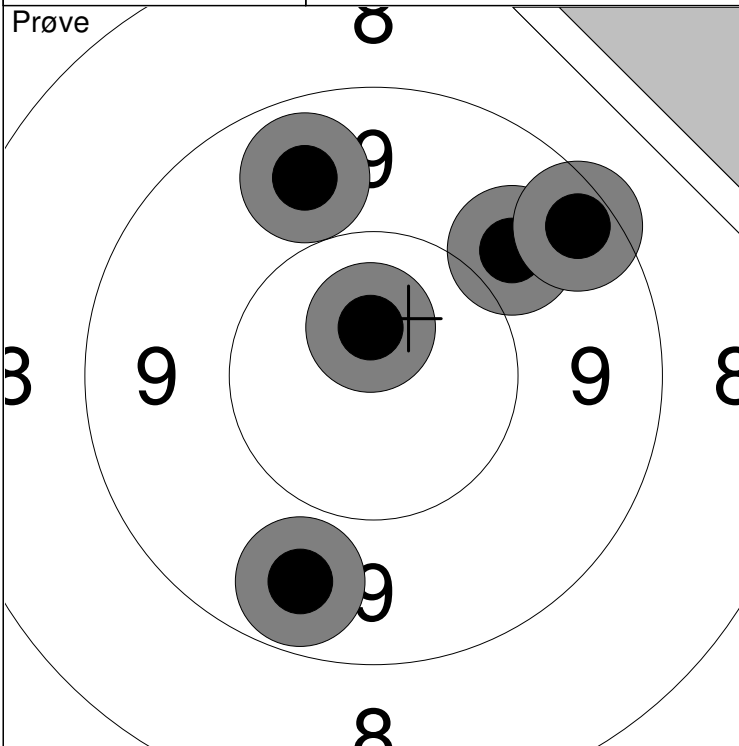
Hold
145

Skive
1

Frank Bertelsen

Vadum Skf.

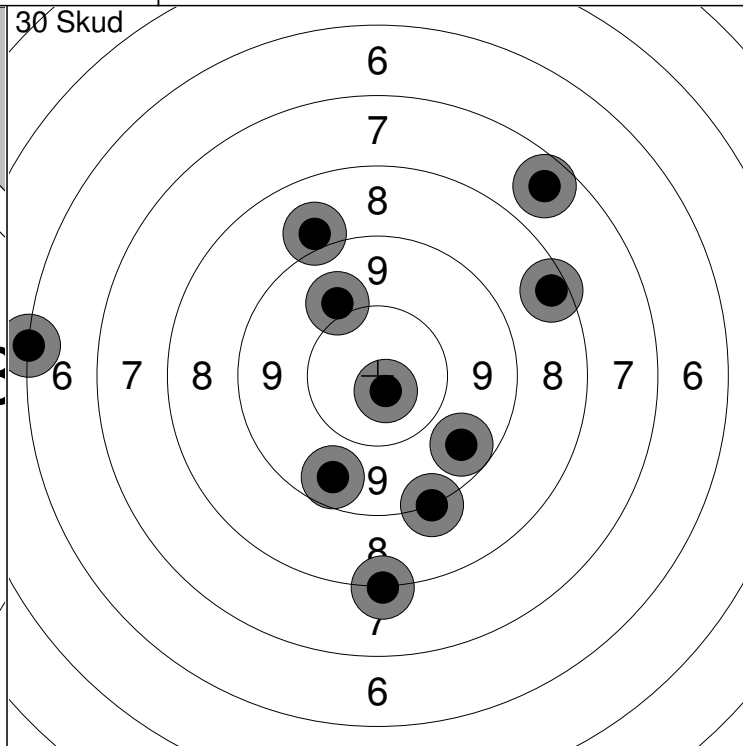
Prøve



1:	9.9	↗
2:	9.7	↑
3:	9.4	↗
4:	10.7	↑
5:	9.7	↓

Serie	46.0
Total	0.0

30 Skud

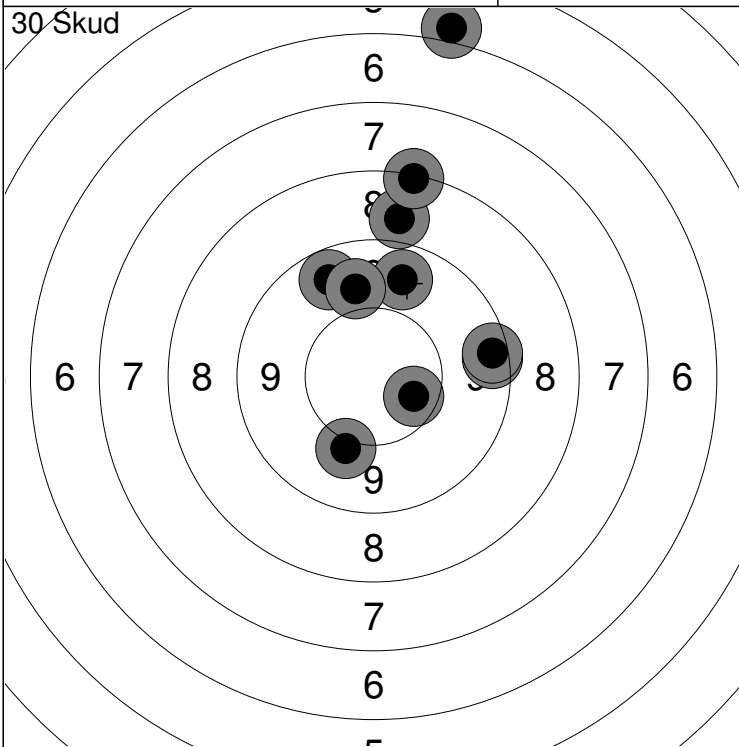


1:	10.8	↓
2:	6.2	←
3:	9.0	↑
4:	7.6	↗
5:	8.2	↓

6:	8.4	↗
7:	10.0	↑
8:	9.6	↓
9:	9.2	↓
10:	9.6	↓

Serie	85.0
Total	85.0

30 Skud

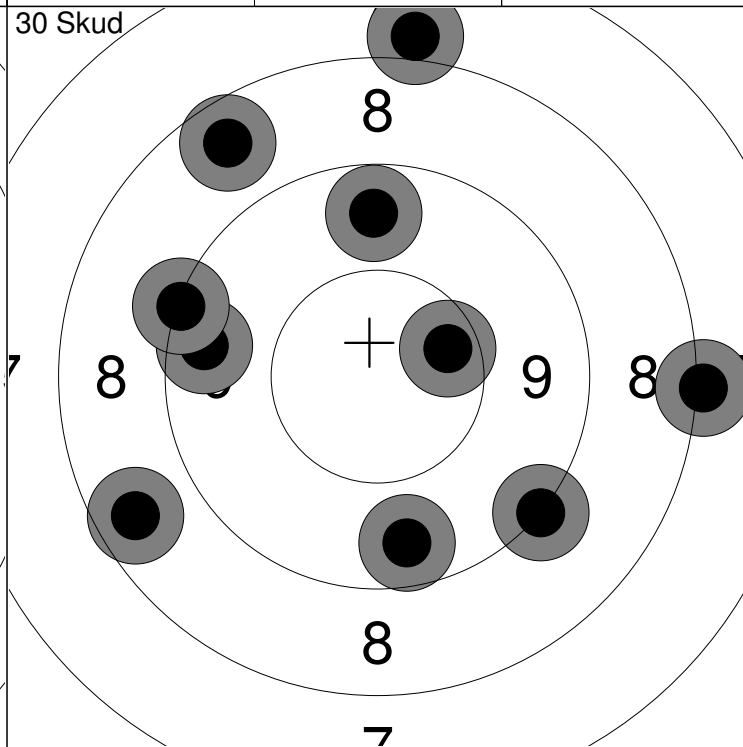


11:	9.6	↑
12:	9.4	→
13:	9.7	↑
14:	9.4	→
15:	8.8	↑

16:	6.0	↑
17:	8.2	↑
18:	10.0	↓
19:	9.9	↑
20:	10.4	↘

Serie	87.0
Total	172.0

30 Skud



21:	8.6	↙
22:	8.0	↑
23:	9.6	↑
24:	9.5	←
25:	8.6	↑

26:	8.1	→
27:	9.2	←
28:	10.4	↗
29:	9.6	↓
30:	9.2	↓

Serie	87.0
Total	259.0

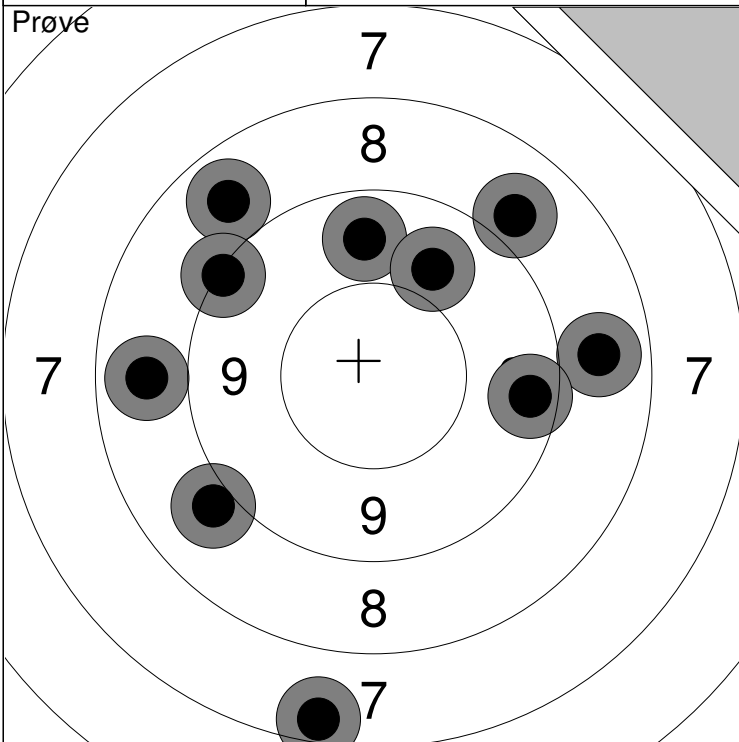
Hold
145

Skive
2

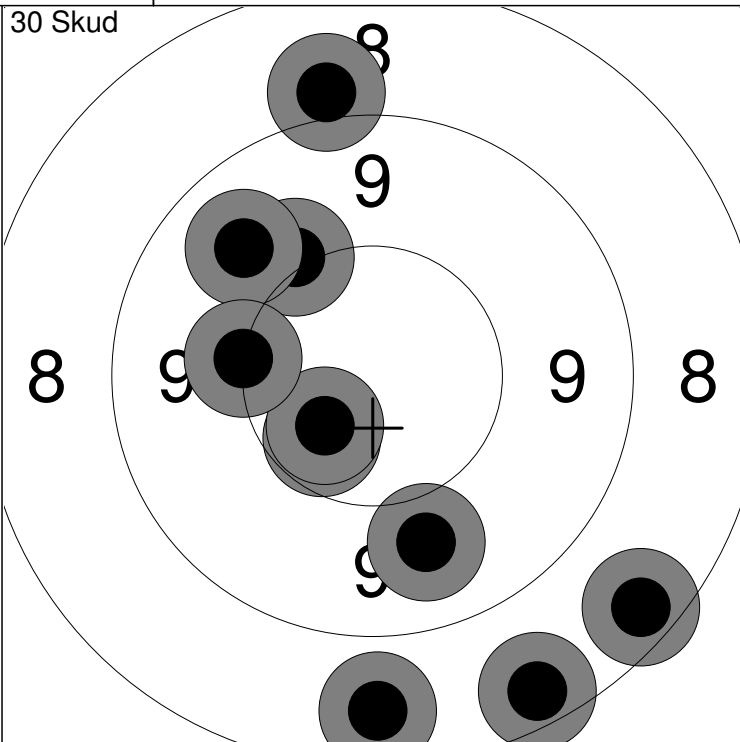
Mikkel Bertelsen

Vadum Skf.

Prøve



30 Skud



1:	8.7	←
2:	8.7	↗
3:	8.7	→
4:	9.2	↖
5:	9.7	↑

6:	9.5	→
7:	9.9	↗
8:	8.9	↗
9:	8.9	↖
10:	7.4	↓

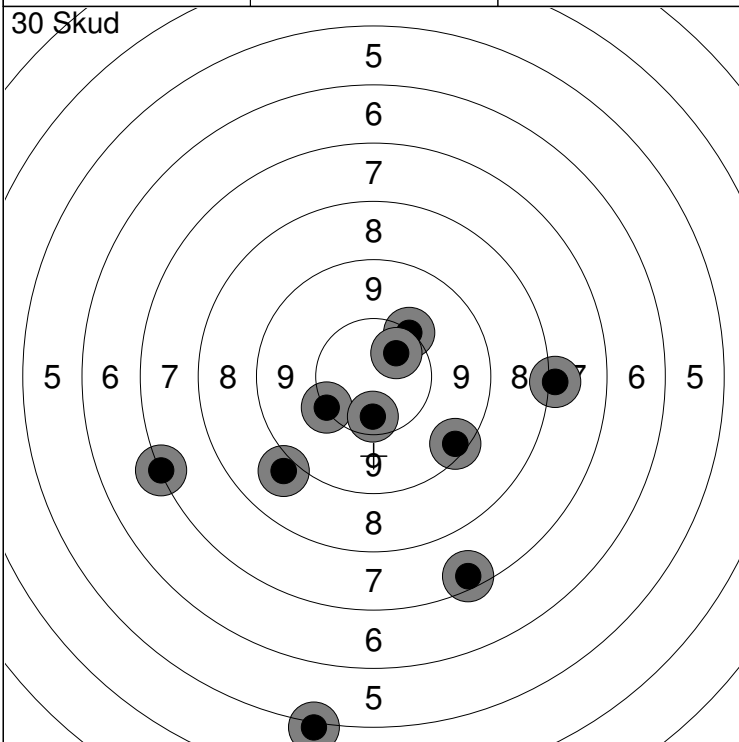
Serie	83.0
Total	0.0

1:	9.0	↑
2:	8.4	↘
3:	8.5	↘
4:	10.1	↗
5:	9.8	↘

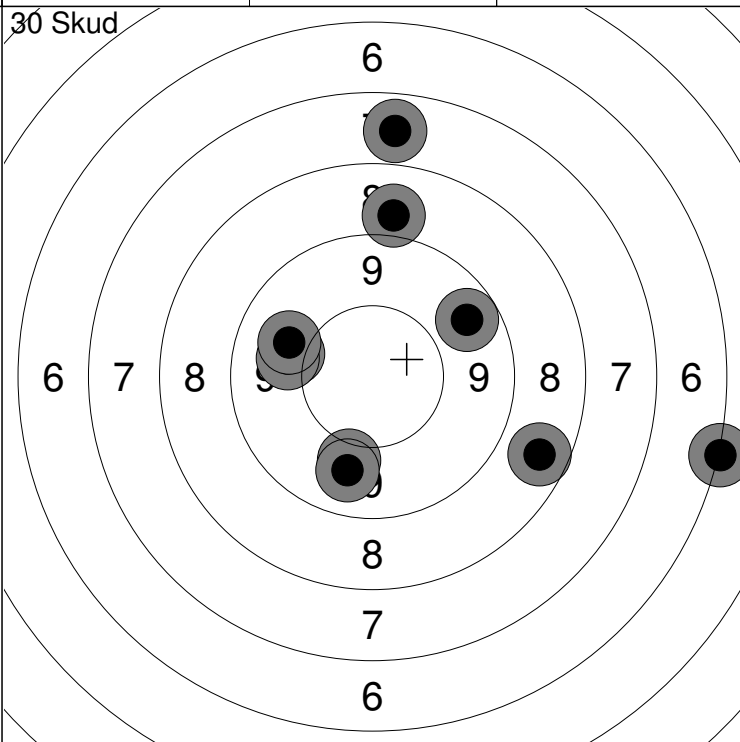
6:	8.6	↓
7:	10.4	↘
8:	9.8	↖
9:	10.5	↘
10:	10.1	←

Serie	91.0
Total	91.0

30 Skud



30 Skud



11:	5.1	↓
12:	10.2	↖
13:	7.4	↓
14:	8.9	↖
15:	10.2	↗

16:	7.2	←
17:	9.4	↘
18:	8.1	→
19:	10.5	↗
20:	10.4	↓

Serie	84.0
Total	175.0

21:	10.0	←
22:	10.0	←
23:	6.1	→
24:	7.7	↑
25:	9.9	←

26:	9.9	↓
27:	8.9	↑
28:	9.8	↓
29:	8.6	→
30:	9.6	↗

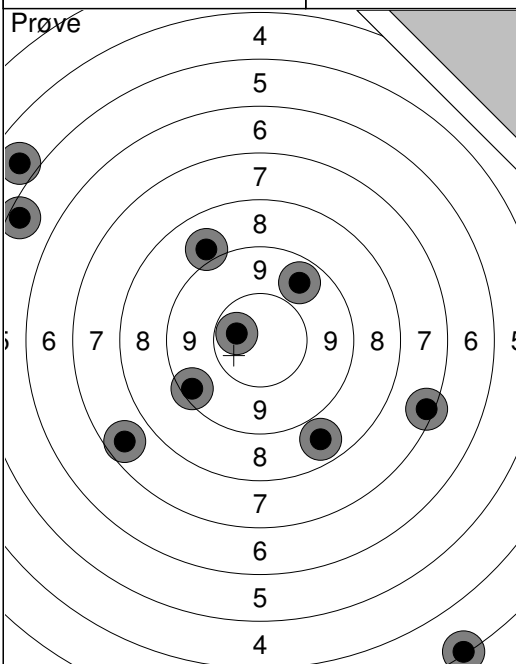
Serie	85.0
Total	260.0

Hold
145

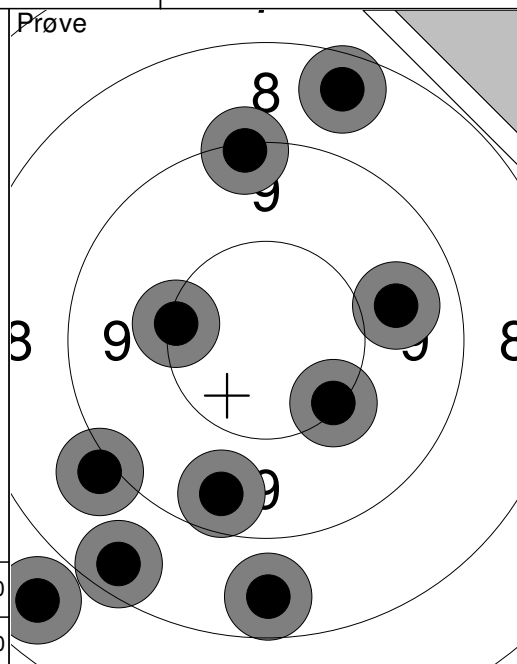
Skive
3

Martin Justesen

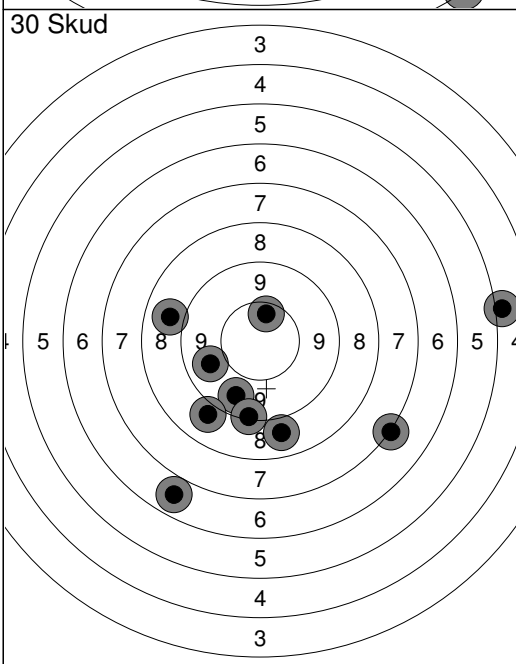
Vadum Skf.



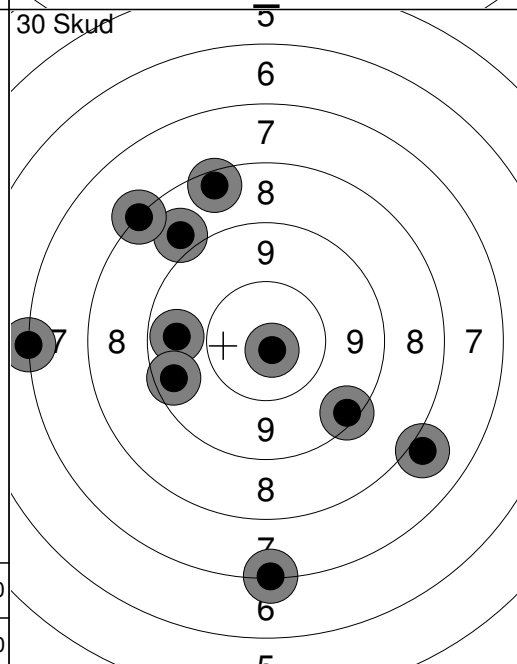
1:	8.7	↘
2:	7.6	↙
3:	9.4	↙
4:	10.5	↙
5:	7.3	→
6:	4.8	↗
7:	3.2	↘
8:	5.4	↗
9:	9.7	↗
10:	8.9	↗
Serie	70.0	
Total	0.0	



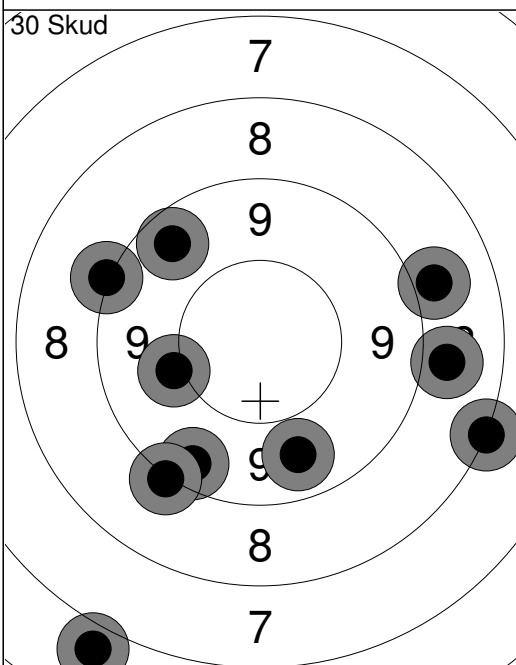
11:	8.6	↓
12:	7.7	↙
13:	10.2	↔
14:	8.5	↙
15:	9.0	↙
16:	8.5	↗
17:	9.3	↗
18:	9.6	↘
19:	9.8	→
20:	10.2	↘
Serie	87.0	
Total	0.0	



1:	9.7	↘
2:	9.8	↙
3:	8.9	↙
4:	5.0	→
5:	8.8	↙
6:	7.1	↘
7:	8.8	↘
8:	6.7	↘
9:	10.4	↗
10:	9.2	↘
Serie	79.0	
Total	79.0	



11:	8.9	↗
12:	7.2	↓
13:	7.2	↔
14:	9.7	↔
15:	8.4	↗
16:	8.2	↗
17:	8.0	↘
18:	9.5	↔
19:	9.4	↘
20:	10.8	↘
Serie	83.0	
Total	162.0	



21:	9.5	↘
22:	8.9	→
23:	10.0	↔
24:	9.7	↘
25:	9.6	↗
26:	6.9	↘
27:	8.9	→
28:	9.1	↘
29:	9.1	↗
30:	8.2	↘
Serie	85.0	
Total	247.0	

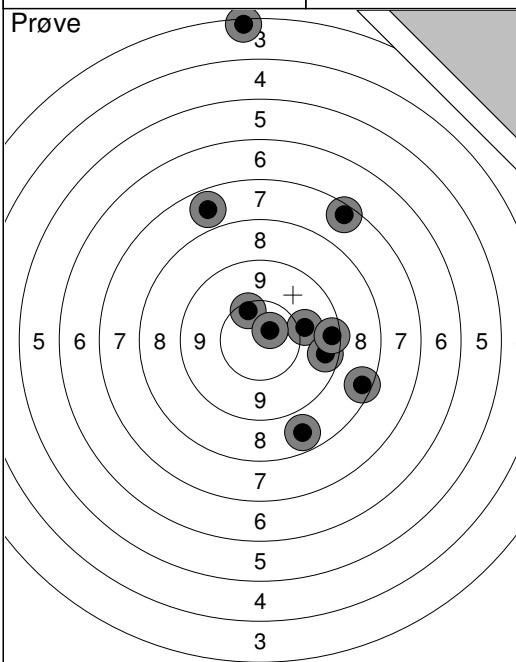
Hold
145

Skive
4

Christoffer Bagger Andersen

Vadum Skf.

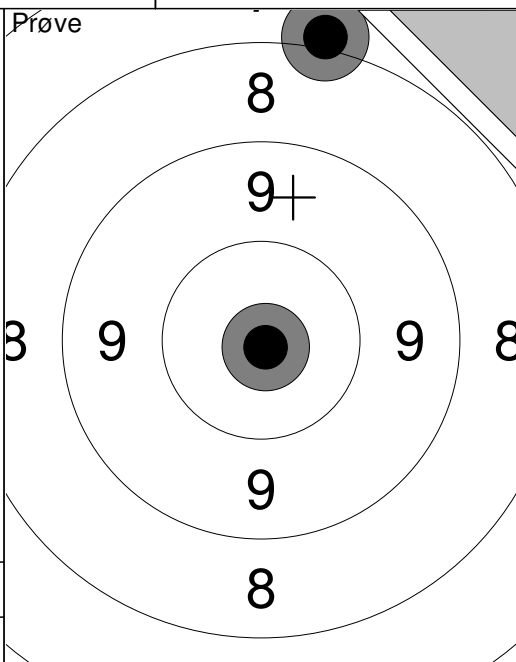
Prøve



- 1: 8.7 ↘
- 2: 10.3 ↗
- 3: 10.0 →
- 4: 9.5 →
- 5: 7.7 ↗
- 6: 7.4 ↗
- 7: 10.7 ↗
- 8: 9.4 →
- 9: 3.3 ↗
- 10: 8.4 ↘

Serie 81.0
Total 0.0

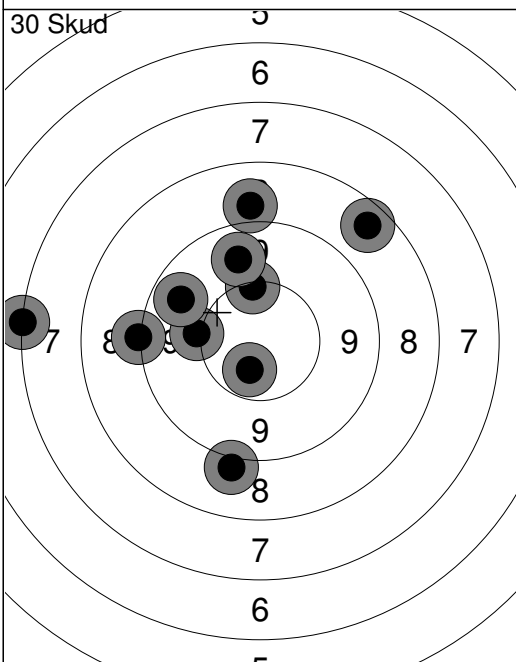
Prøve



- 11: 8.1 ↗
- 12: 10.9 ↘

Serie 18.0
Total 0.0

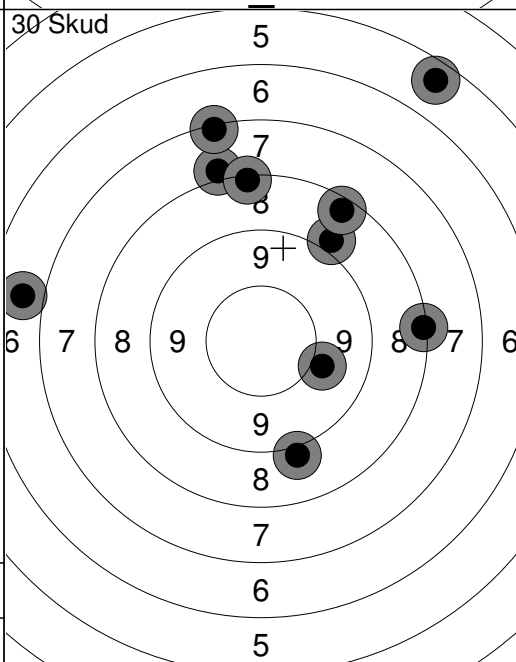
30 Skud



- 1: 9.0 ↘
- 2: 10.5 ↘
- 3: 8.5 ↗
- 4: 9.1 ←
- 5: 10.1 ←
- 6: 10.2 ↗
- 7: 9.7 ↘
- 8: 9.8 ↗
- 9: 8.9 ↗
- 10: 7.2 ←

Serie 89.0
Total 89.0

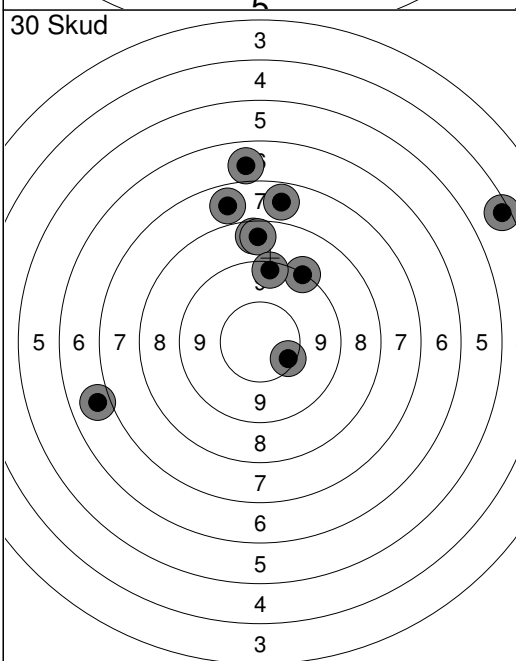
30 Skud



- 11: 8.0 ↗
- 12: 9.0 ↘
- 13: 8.2 →
- 14: 10.0 ↘
- 15: 5.5 ↗
- 16: 8.3 ↗
- 17: 9.0 ↗
- 18: 8.4 ↗
- 19: 7.3 ↗
- 20: 6.8 ←

Serie 78.0
Total 167.0

30 Skud



- 21: 6.9 ←
- 22: 4.4 ↗
- 23: 7.7 ↗
- 24: 6.8 ↗
- 25: 10.3 ↘
- 26: 7.7 ↗
- 27: 8.5 ↗
- 28: 9.2 ↗
- 29: 8.6 ↗
- 30: 9.4 ↗

Serie 74.0
Total 241.0

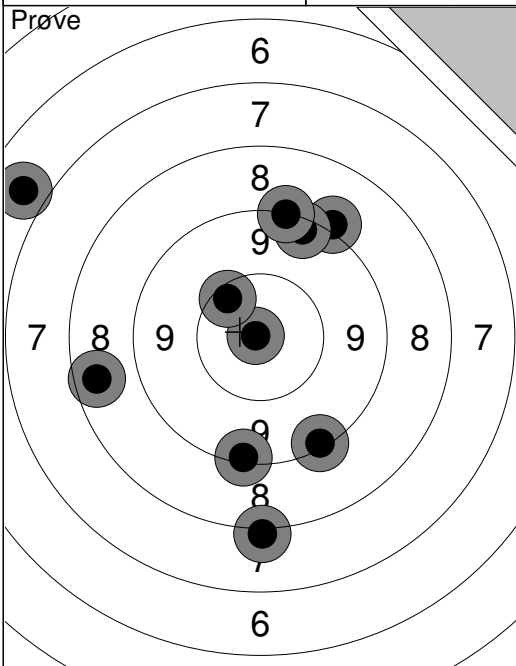
Hold
145

Skive
5

Per Hansen

Aalborg Skyttekreds

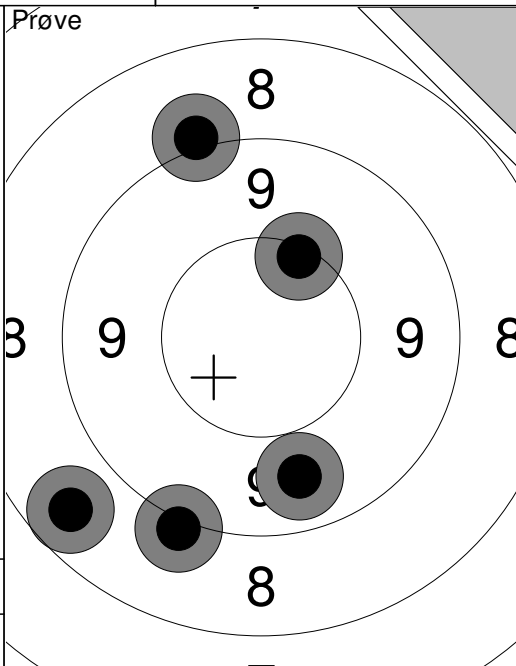
Prøve



- 1: 10.9 ↙
- 2: 9.3 ↘
- 3: 6.8 ↗
- 4: 9.1 ↗
- 5: 8.5 ↙
- 6: 8.1 ↘
- 7: 9.4 ↗
- 8: 9.2 ↗
- 9: 10.3 ↗
- 10: 9.3 ↘

Serie 87.0
Total 0.0

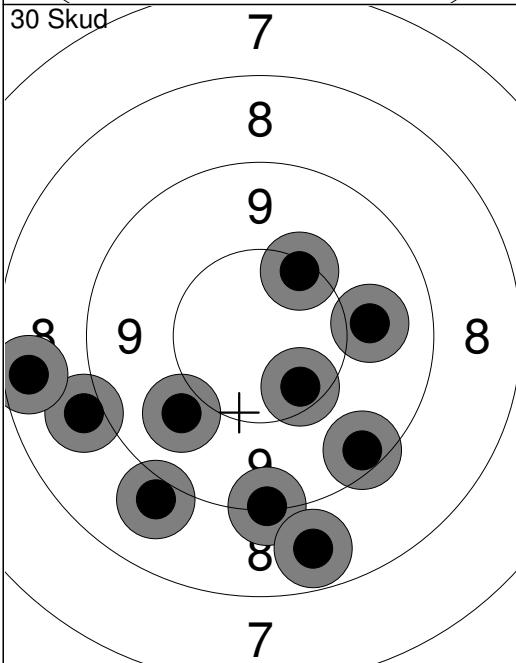
Prøve



- 11: 9.7 ↘
- 12: 9.1 ↗
- 13: 8.6 ↘
- 14: 9.1 ↘
- 15: 10.2 ↗

Serie 45.0
Total 0.0

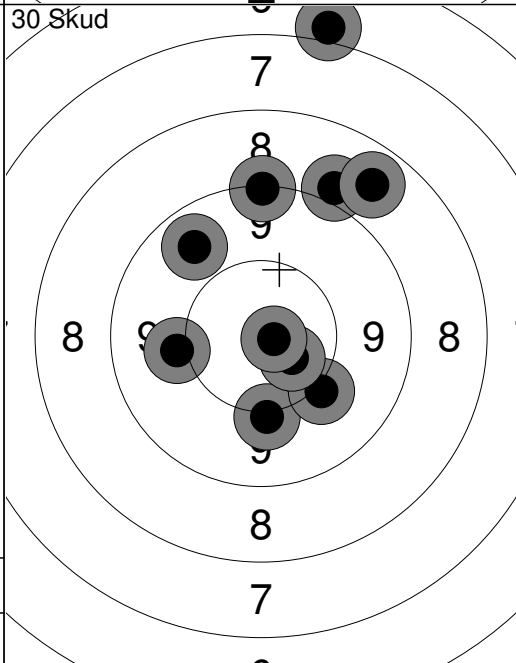
30 Skud



- 1: 8.9 ↘
- 2: 9.4 ↘
- 3: 9.2 ↘
- 4: 8.7 ↘
- 5: 10.2 ↗
- 6: 9.9 →
- 7: 9.0 ↙
- 8: 10.3 ↘
- 9: 8.5 ↙
- 10: 9.9 ↘

Serie 89.0
Total 89.0

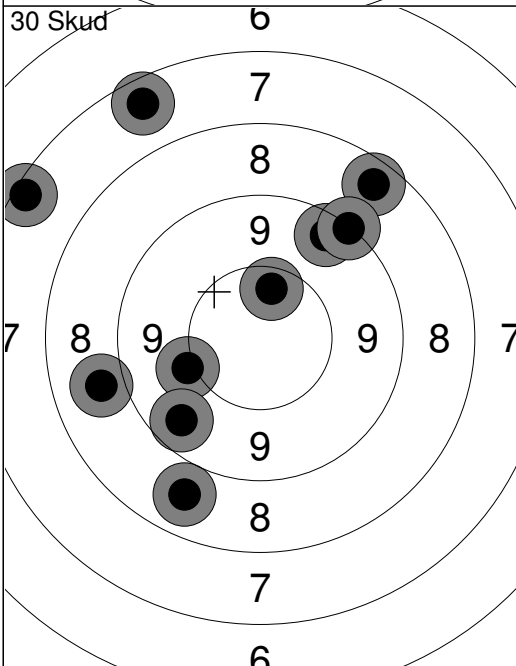
30 Skud



- 11: 9.0 ↗
- 12: 8.7 ↗
- 13: 10.1 ↘
- 14: 10.1 ↘
- 15: 9.2 ↗
- 16: 10.0 ↙
- 17: 9.7 ↗
- 18: 10.5 ↘
- 19: 10.8 →
- 20: 7.0 ↗

Serie 92.0
Total 181.0

30 Skud



- 21: 10.1 ↙
- 22: 9.6 ↘
- 23: 8.7 ↘
- 24: 10.4 ↗
- 25: 8.5 ↗
- 26: 8.9 ↙
- 27: 9.5 ↗
- 28: 9.2 ↗
- 29: 7.3 ↙
- 30: 7.5 ↗

Serie 85.0
Total 266.0

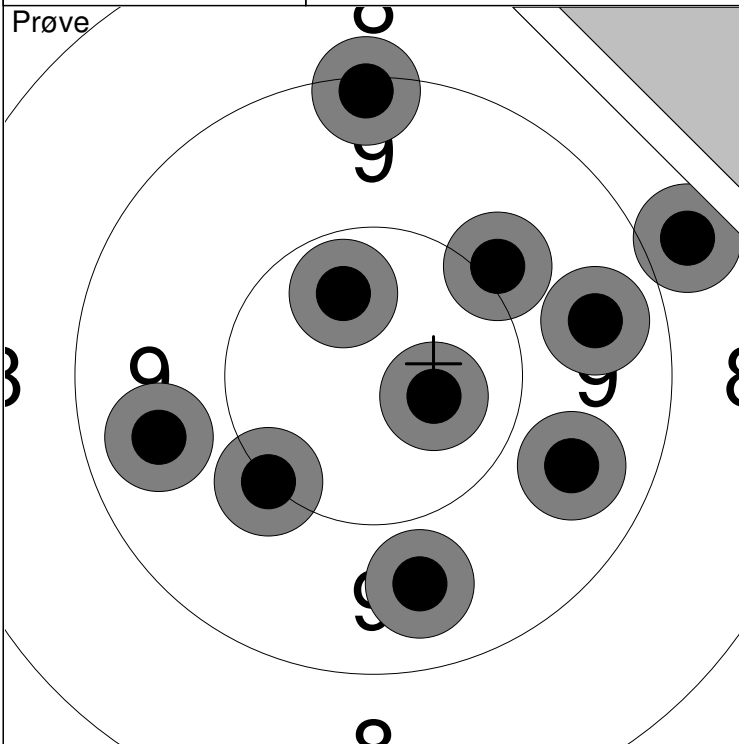
Hold
145

Skive
6

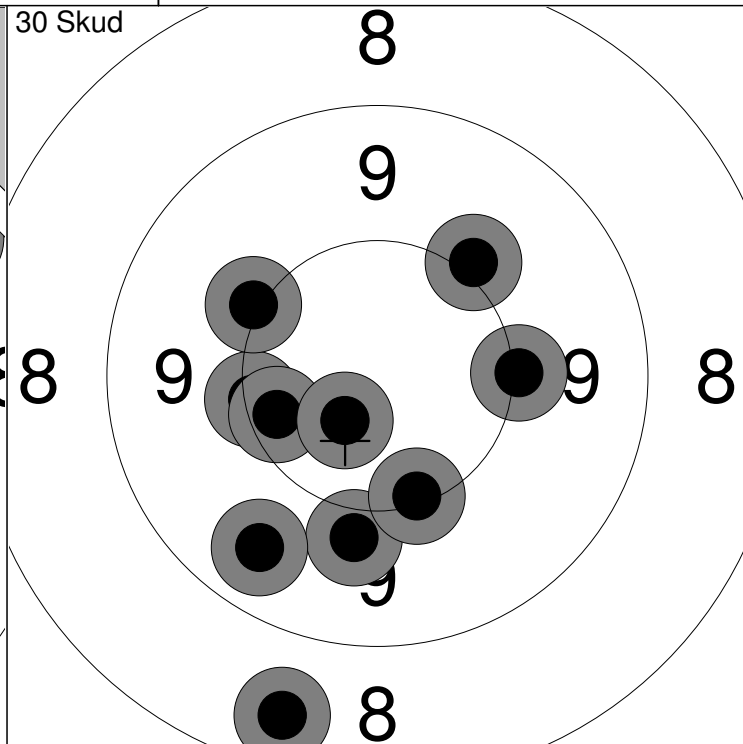
Bo Lykholt Andreassen

Aalborg Skyttekreds

Prøve



30 Skud



1: 9.6 →
2: 10.0 ↗
3: 9.7 →
4: 10.6 →
5: 8.8 ↗

6: 9.2 ↑
7: 10.1 ↘
8: 9.6 ←
9: 9.7 ↓
10: 10.5 ↑

Serie 93.0

Total 0.0

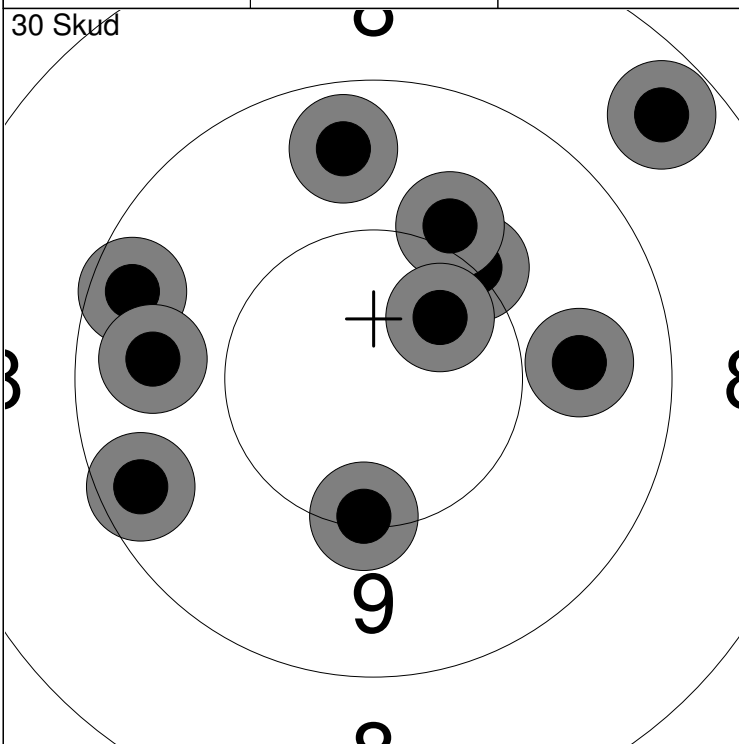
1: 8.5 ↓
2: 10.1 →
3: 9.9 ↓
4: 9.6 ↓
5: 10.2 ←

6: 10.3 ←
7: 10.2 ↓
8: 10.1 ↖
9: 10.6 ↓
10: 10.0 ↗

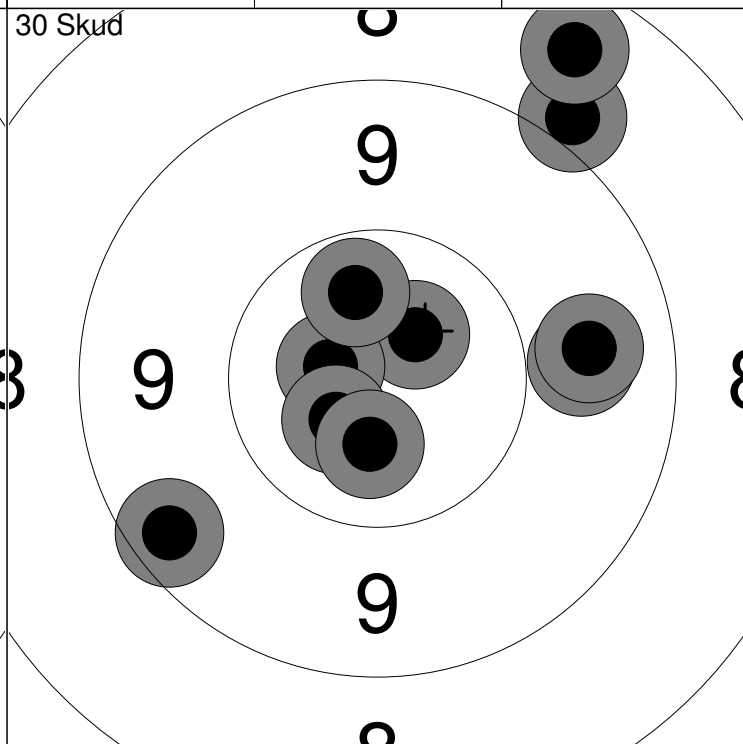
Serie 96.0

Total 96.0

30 Skud



30 Skud



11: 8.5 ↗
12: 9.4 ←
13: 10.2 ↓
14: 9.7 →
15: 9.4 ←

16: 10.1 ↗
17: 9.6 ↑
18: 9.6 ←
19: 10.0 ↑
20: 10.4 ↗

Serie 93.0

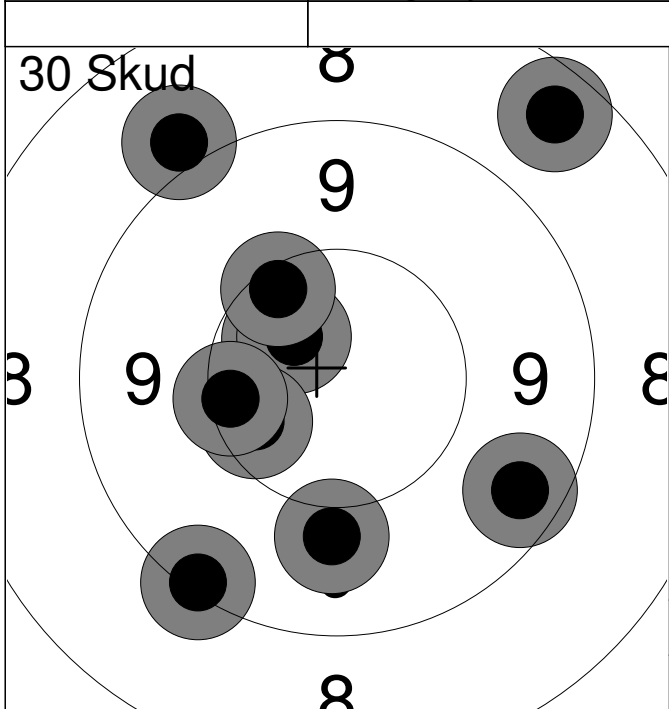
Total 189.0

21: 9.8 →
22: 10.6 ↗
23: 10.7 ←
24: 10.6 ↓
25: 10.6 ↓

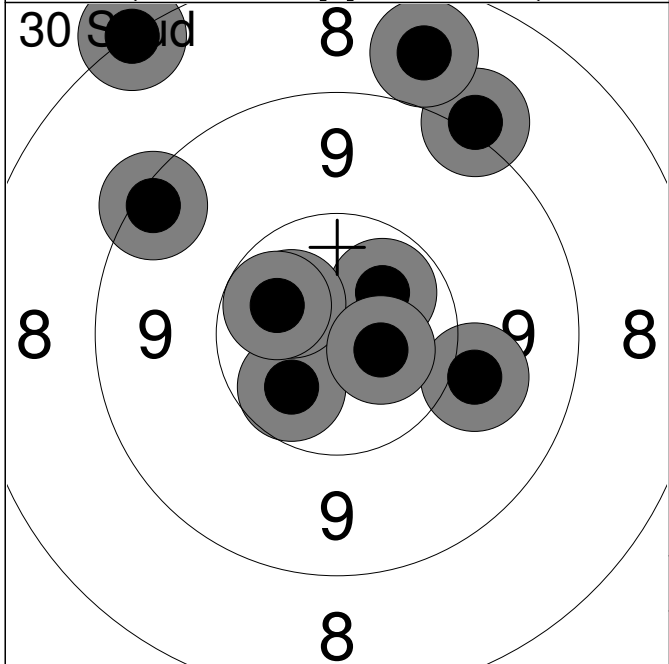
26: 8.9 ↗
27: 8.6 ↗
28: 9.4 ←
29: 10.4 ↑
30: 9.7 →

Serie 93.0

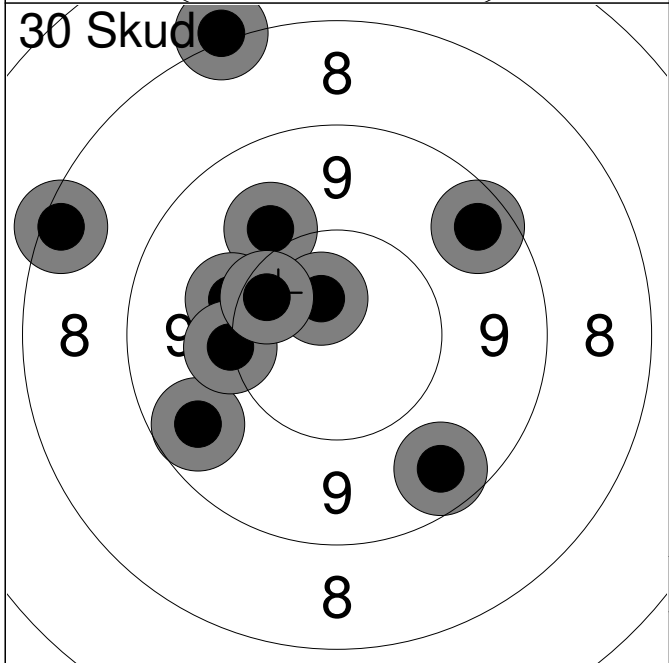
Total 282.0



1:	9.5	↘
2:	10.5	↗
3:	9.3	↘
4:	10.6	↗
5:	10.4	↖
6:	9.0	↗
7:	9.9	↘
8:	8.5	↗
9:	10.3	↖
10:	10.3	↗
Serie		94.0
Total		94.0



11:	9.1	↗
12:	10.5	↘
13:	9.3	↗
14:	8.2	↗
15:	10.0	→
16:	8.7	↗
17:	10.5	↗
18:	10.6	↗
19:	10.5	↗
20:	10.6	↘
Serie		94.0
Total		188.0



21:	9.5	↗
22:	10.0	↗
23:	10.1	↗
24:	10.6	↗
25:	9.6	↖
26:	8.1	↗
27:	9.6	↘
28:	10.1	↖
29:	10.3	↗
30:	8.3	↗
Serie		93.0
Total		281.0

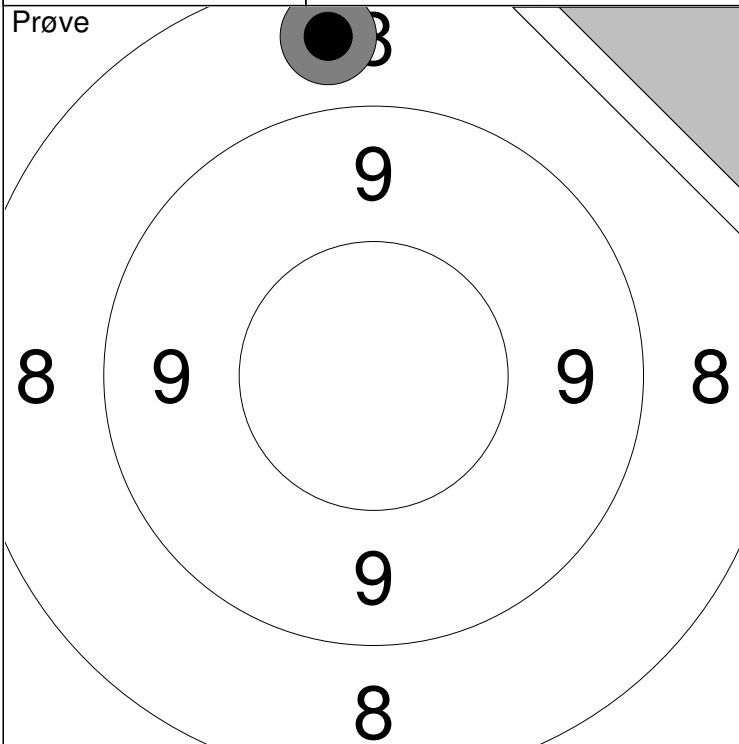
Hold
145

Skive
10

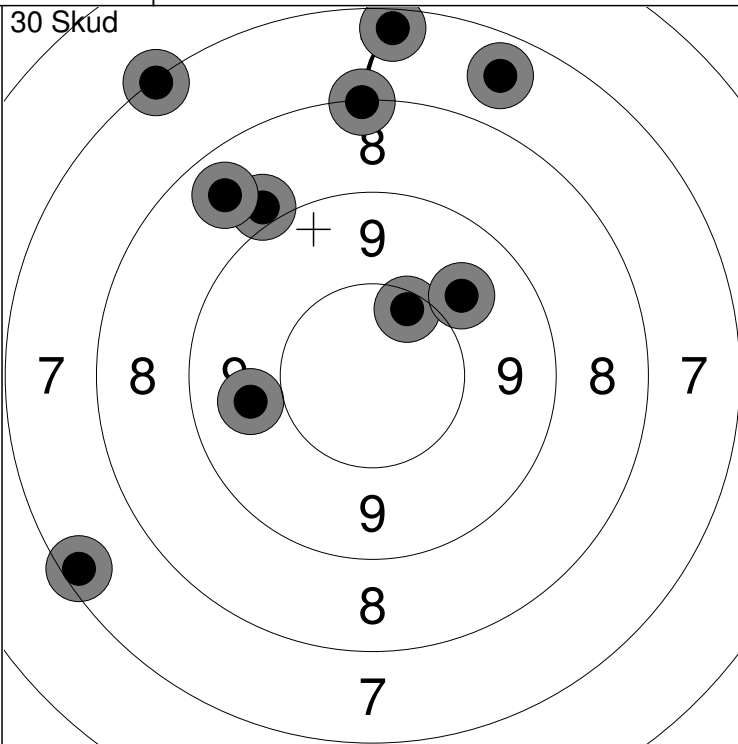
Mikkel H. Wendell

Aalborg Skyttekreds

Prøve



30 Skud



1: 8.6 ↑

Serie 8.0

Total 0.0

1: 9.8 ←

2: 10.3 ↗

3: 7.2 ↖

4: 8.2 ↑

5: 9.8 ↗

6: 7.6 ↑

7: 7.3 ↖

8: 8.9 ↖

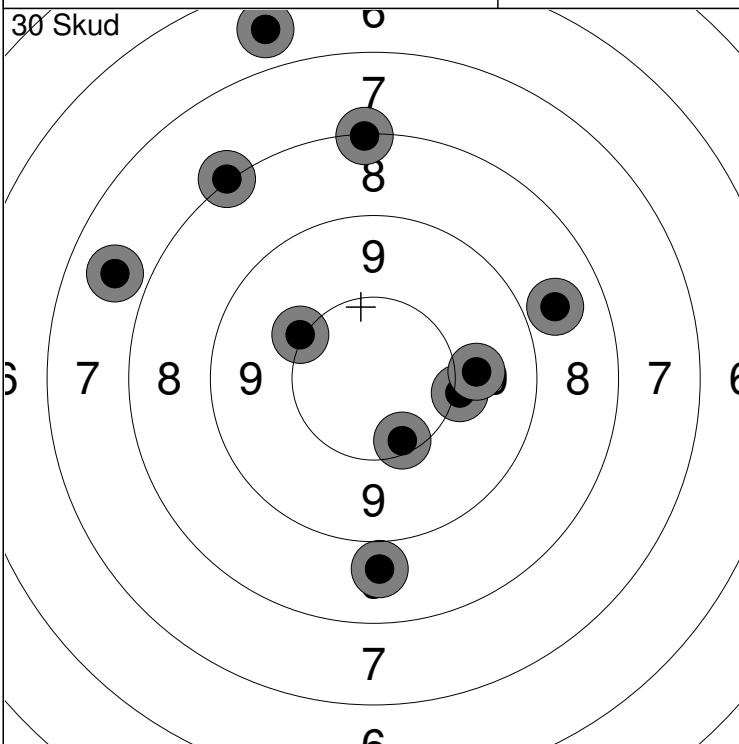
9: 7.3 ↑

10: 8.6 ↖

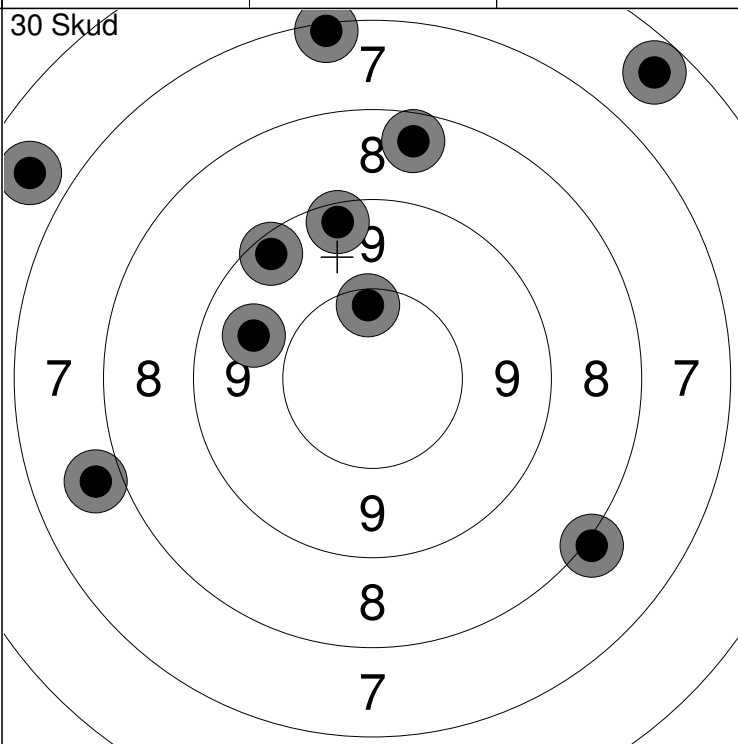
Serie 80.0

Total 80.0

30 Skud



30 Skud



11: 10.1 ↖

12: 10.0 →

13: 6.6 ↑

14: 9.9 →

15: 7.7 ←

16: 8.8 ↓

17: 8.7 ↗

18: 8.1 ↖

19: 10.2 ↘

20: 8.2 ↑

Serie 84.0

Total 164.0

21: 9.3 ↖

22: 7.8 ↖

23: 9.7 ↖

24: 6.7 ↖

25: 6.5 ↗

26: 8.4 ↑

27: 10.3 ↑

28: 8.1 ↘

29: 7.2 ↑

30: 9.3 ↑

Serie 79.0

Total 243.0

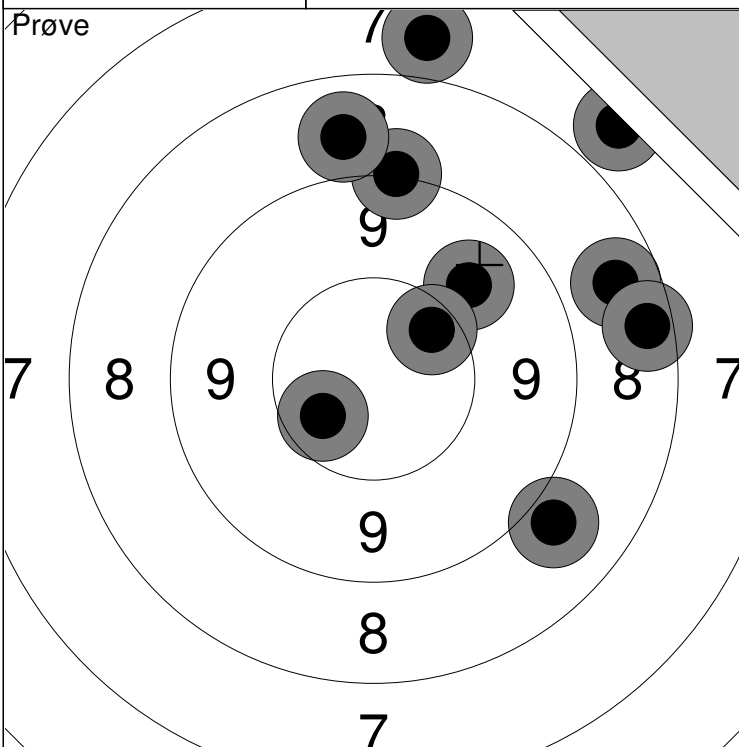
Hold
145

Skive
11

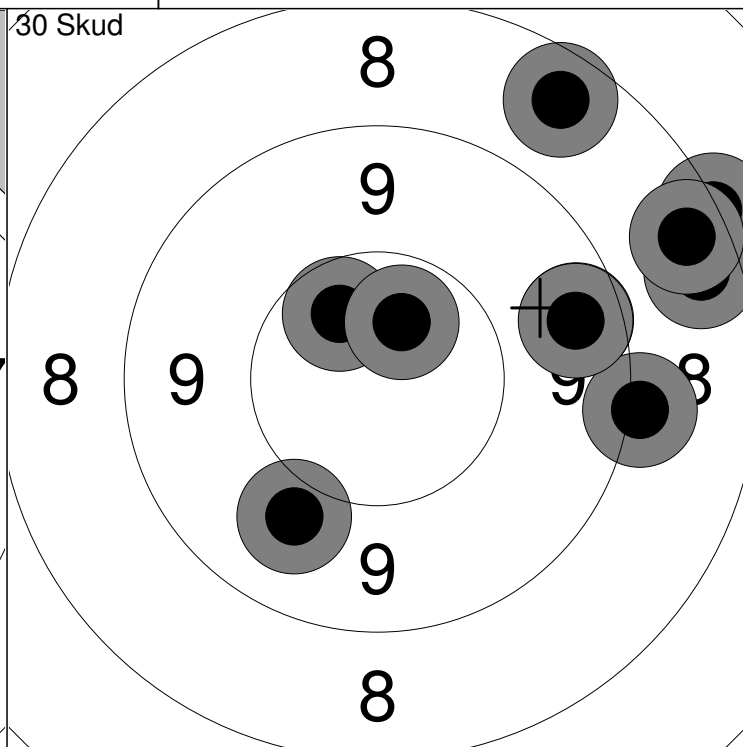
Tom Wendell

Aalborg Skyttekreds

Prøve



30 Skud



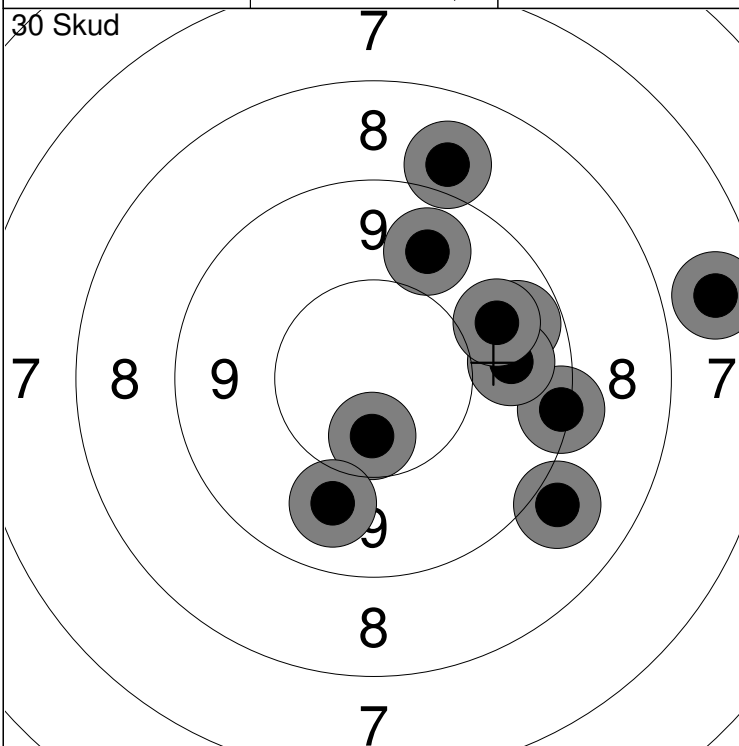
1: 9.9 ↗	6: 8.4 →
2: 7.7 ↗	7: 10.3 ↗
3: 9.1 ↑	8: 10.4 ↙
4: 7.8 ↑	9: 8.9 ↘
5: 8.6 →	10: 8.8 ↑

Serie	84.0
Total	0.0

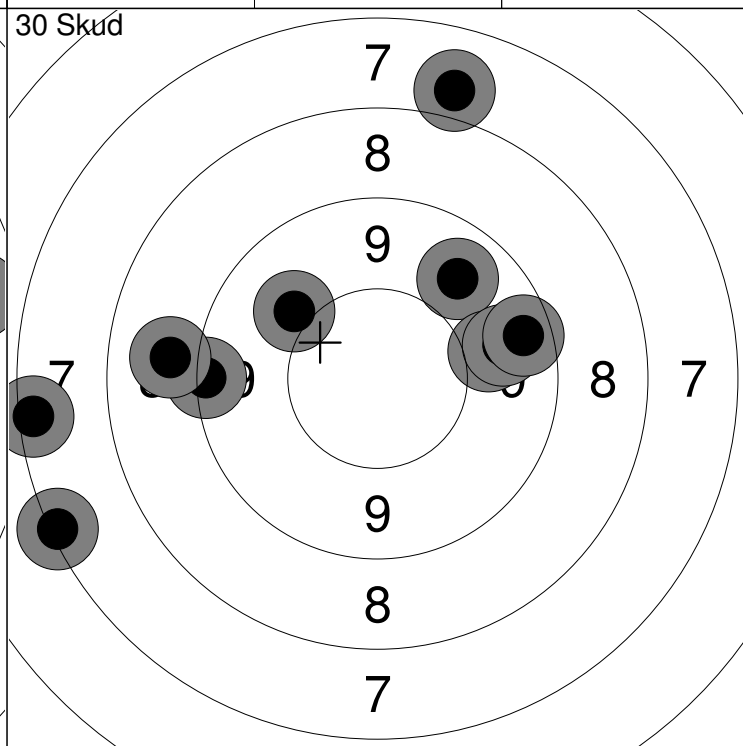
1: 10.5 ↖	6: 8.5 ↗
2: 8.2 ↗	7: 8.5 →
3: 8.5 →	8: 9.1 →
4: 9.9 ↙	9: 10.6 ↑
5: 9.5 →	10: 9.5 →

Serie	88.0
Total	88.0

30 Skud



30 Skud



11: 7.6 →	16: 9.8 →
12: 9.6 →	17: 10.5 ↓
13: 8.9 ↑	18: 9.9 ↓
14: 9.3 →	19: 8.9 ↘
15: 9.8 →	20: 9.8 ↑

Serie	87.0
Total	175.0

21: 7.9 ↑	26: 10.0 ↖
22: 9.8 ↗	27: 8.9 ←
23: 9.9 →	28: 9.7 →
24: 7.3 ←	29: 9.5 →
25: 9.3 ←	30: 7.3 ←

Serie	84.0
Total	259.0

Hold
145

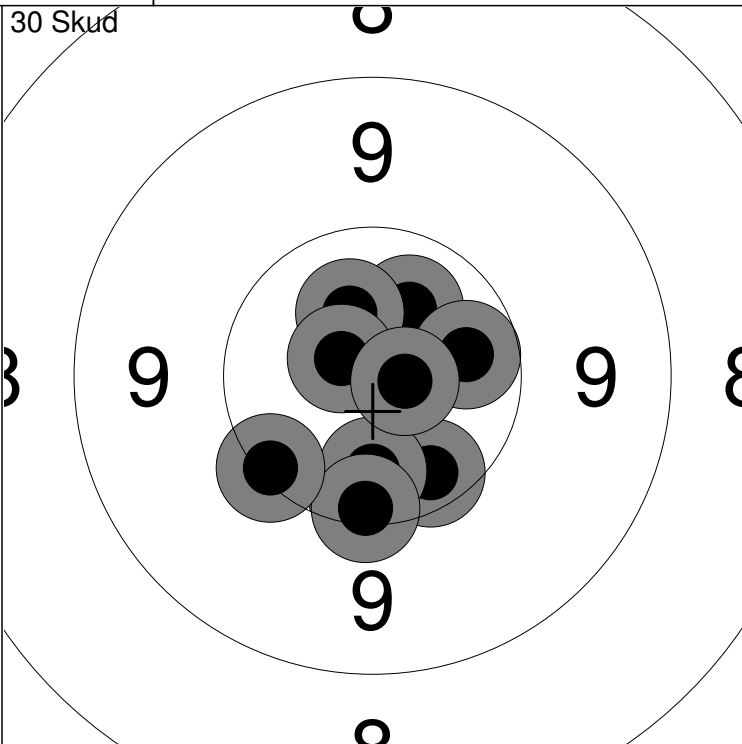
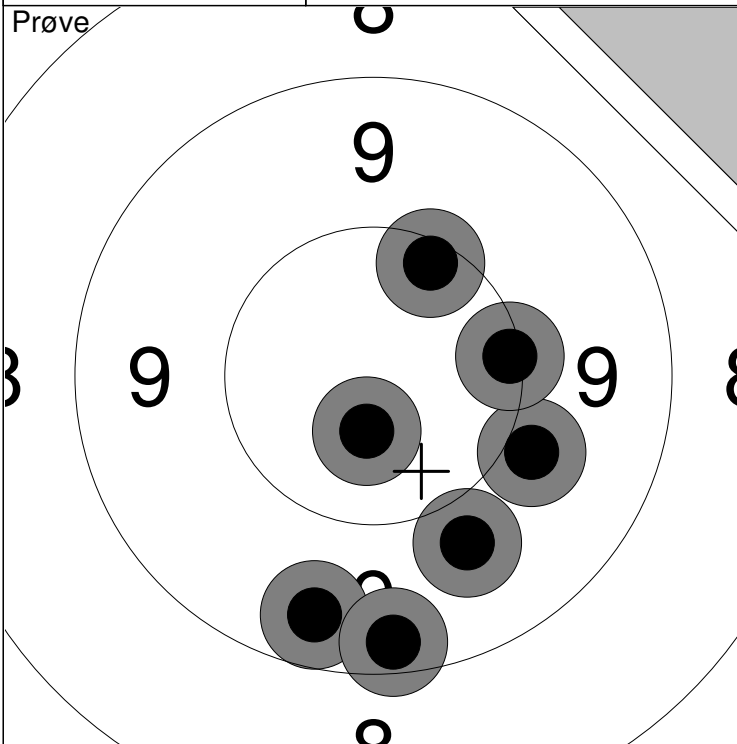
Skive
12

Emil Riis Wolfhagen

Vadum Skf.

Prøve

30 Skud



1:	9.5	↓
2:	9.8	↓
3:	10.6	↓
4:	9.3	↓
5:	10.0	↘

6:	10.2	↗
7:	10.2	→

Serie	67.0
Total	0.0

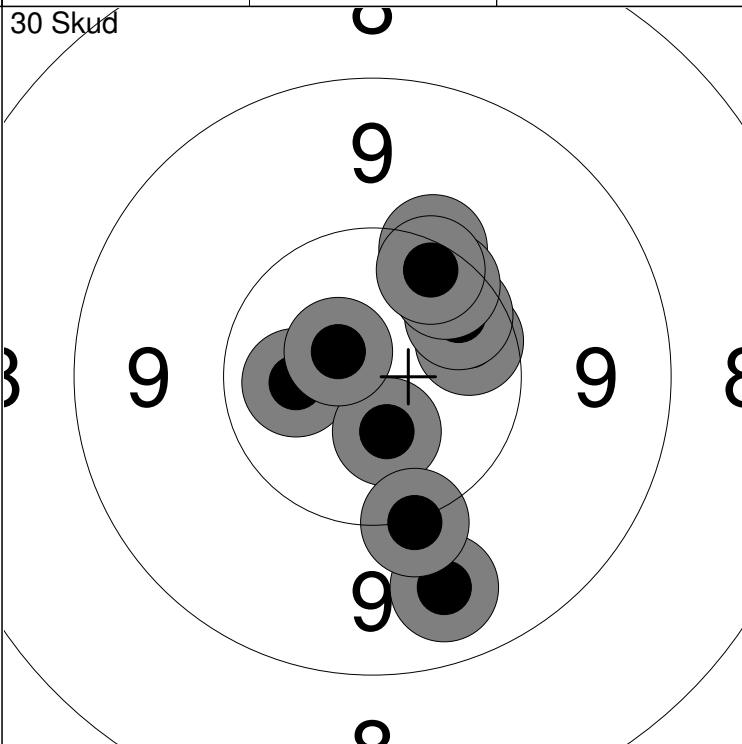
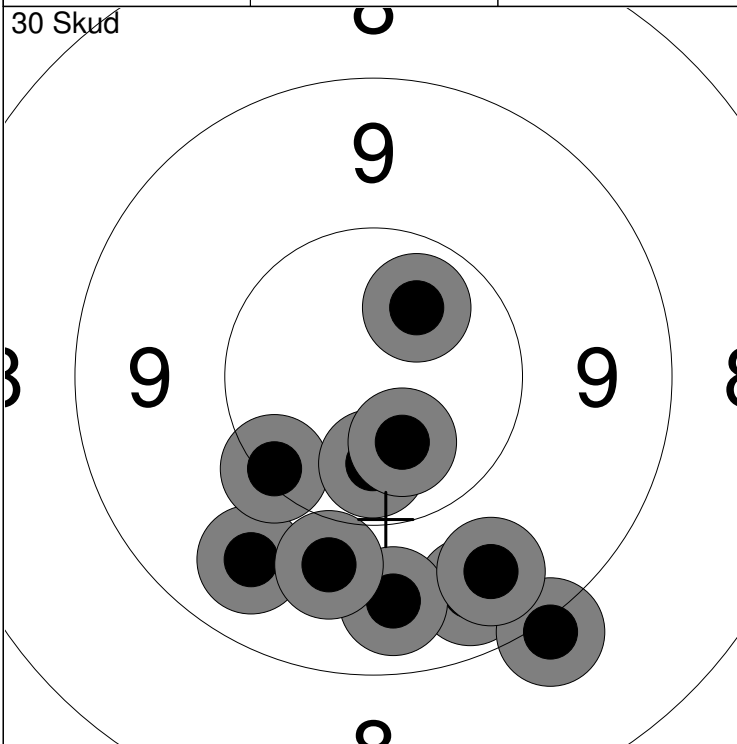
1:	10.3	↘
2:	10.5	↗
3:	10.3	↓
4:	10.4	↓
5:	10.4	→

6:	10.2	↓
7:	10.2	↙
8:	10.6	↗
9:	10.7	↖
10:	10.8	→

Serie	100.0
Total	100.0

30 Skud

30 Skud



11:	9.7	↖
12:	9.6	↓
13:	9.0	↓
14:	10.2	↖
15:	9.6	↓

16:	10.5	↓
17:	9.8	↓
18:	9.6	↓
19:	10.5	↓
20:	10.5	↗

Serie	94.0
Total	194.0

21:	10.4	→
22:	10.3	↗
23:	10.5	←
24:	9.6	↓
25:	10.1	↗

26:	10.6	↓
27:	10.3	↗
28:	10.7	↖
29:	10.3	↗
30:	10.1	↓

Serie	99.0
Total	293.0

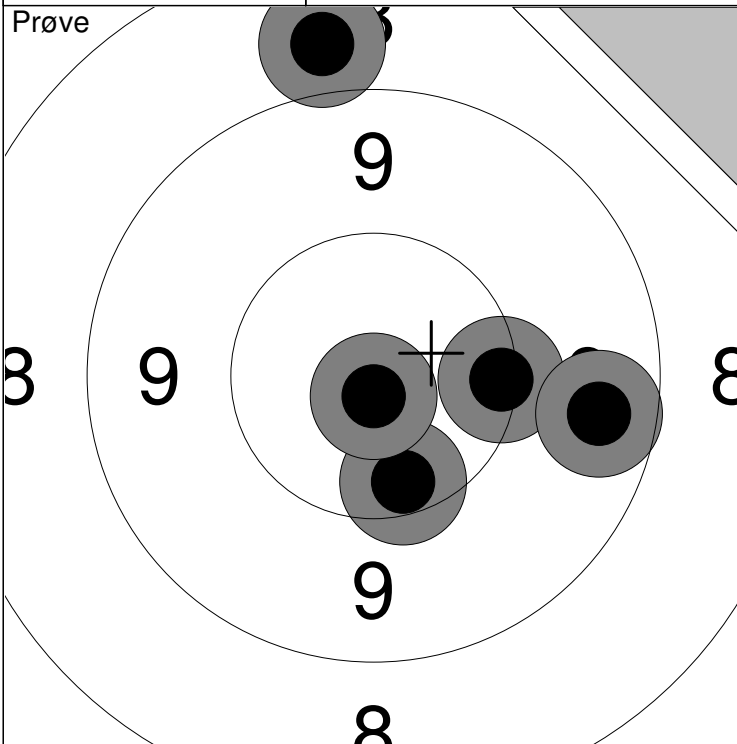
Hold
146

Skive
1

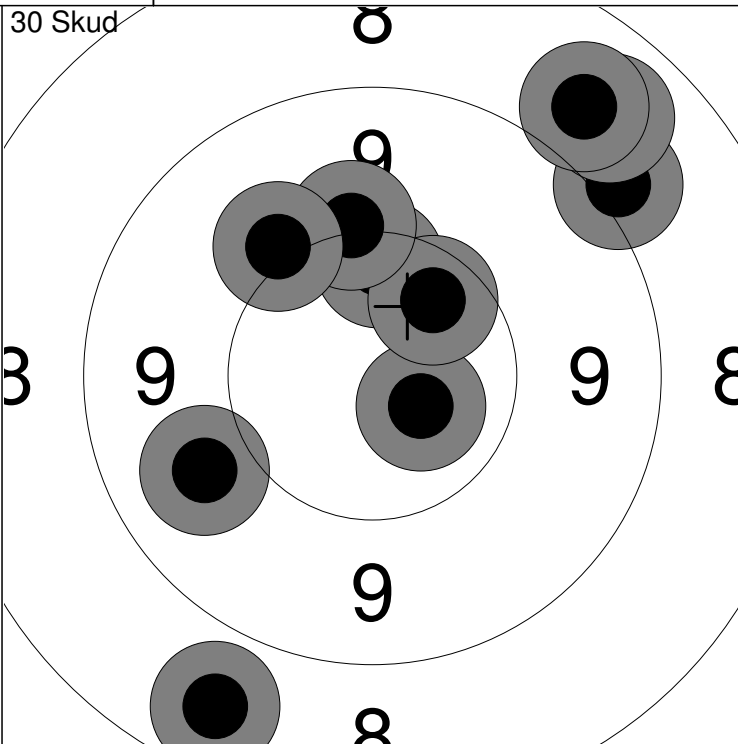
Elizabeth Andreassen

Aalborg Skyttekreds

Prøve



30 Skud



1: 10.2 →
 2: 10.3 ↓
 3: 8.8 ↑
 4: 9.6 →
 5: 10.8 ↓

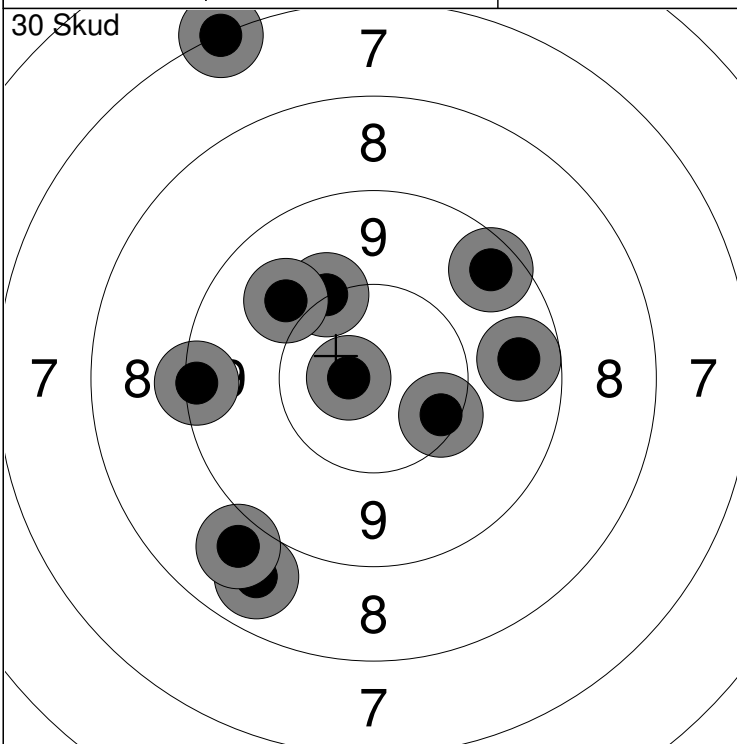
Serie 47.0
 Total 0.0

1: 10.6 ↘
 2: 10.3 ↑
 3: 10.4 ↗
 4: 9.0 ↗
 5: 8.7 ↗

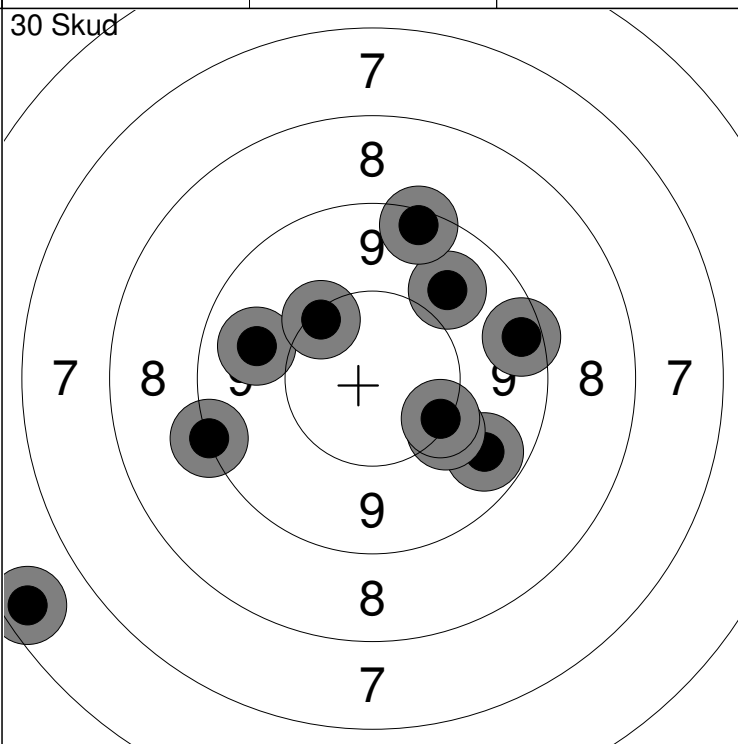
6: 8.8 ↗
 7: 10.1 ↑
 8: 9.8 ↙
 9: 8.6 ↓
 10: 10.0 ↙

Serie 92.0
 Total 92.0

30 Skud



30 Skud



11: 7.2 ↗
 12: 9.6 →
 13: 10.1 ↗
 14: 9.5 ↗
 15: 9.3 ←

16: 8.7 ↓
 17: 10.3 ↘
 18: 9.9 ↗
 19: 10.7 ↙
 20: 8.9 ↓

Serie 89.0
 Total 181.0

21: 9.6 ↘
 22: 6.5 ↙
 23: 9.8 ↙
 24: 9.2 ↙
 25: 9.8 ↗

26: 10.1 ↘
 27: 9.4 →
 28: 9.3 ↑
 29: 10.2 ↘
 30: 10.2 ↙

Serie 90.0
 Total 271.0

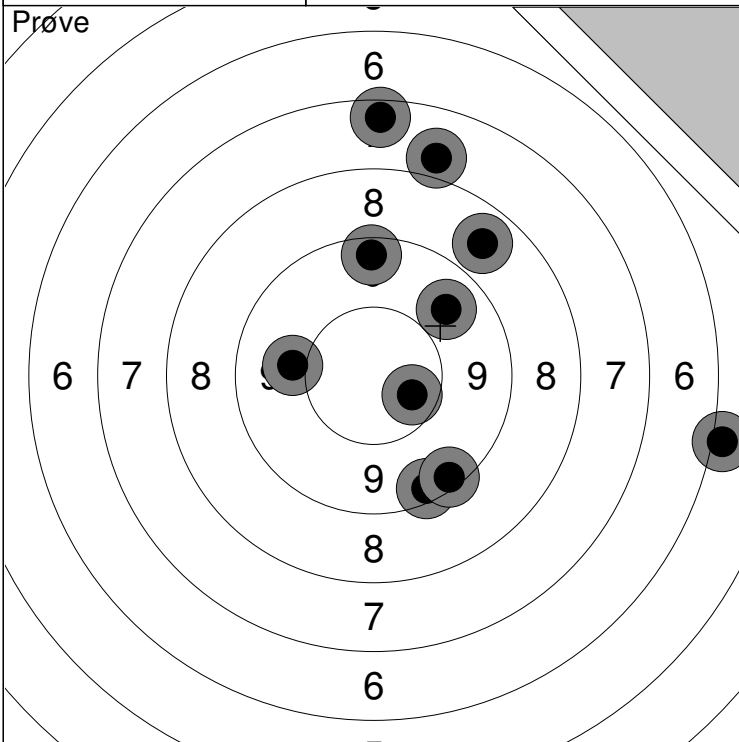
Hold
146

Skive
2

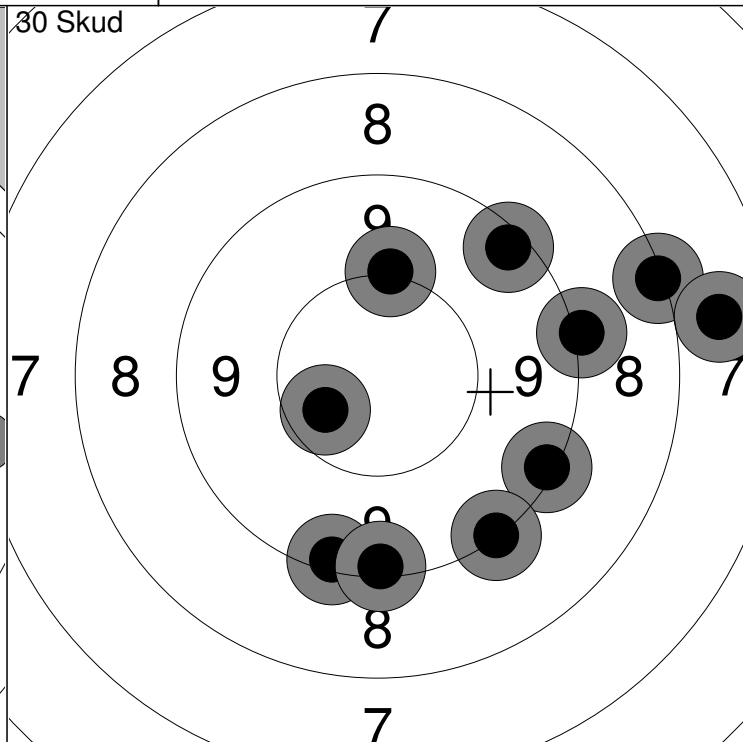
Jacob Klærke

Aalborg Skyttekreds

Prøve



30 Skud



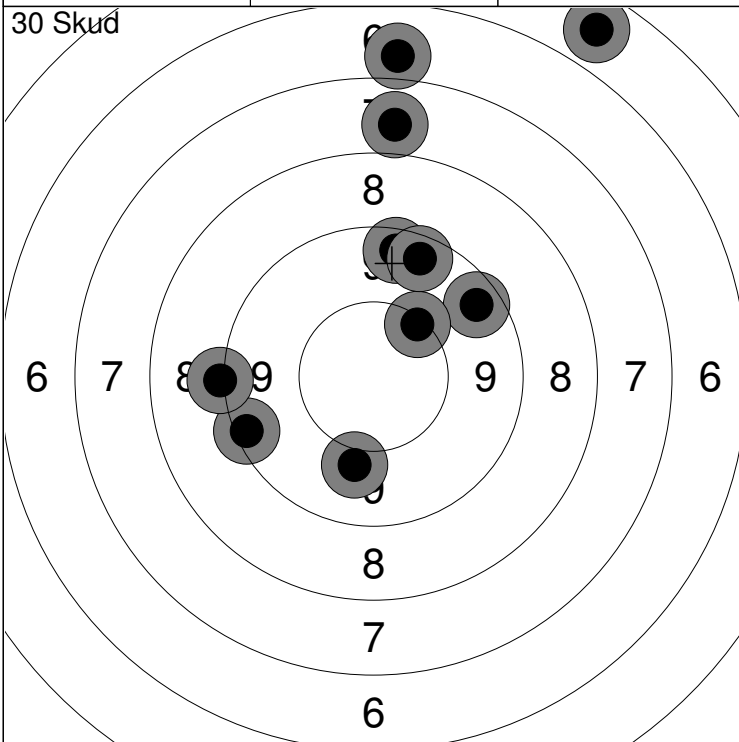
1: 7.4	↑
2: 7.9	↑
3: 9.7	↗
4: 10.4	↘
5: 9.4	↑
6: 8.7	↗
7: 10.0	←
8: 6.0	→
9: 9.4	↘
10: 9.3	↘

Serie	84.0
Total	0.0

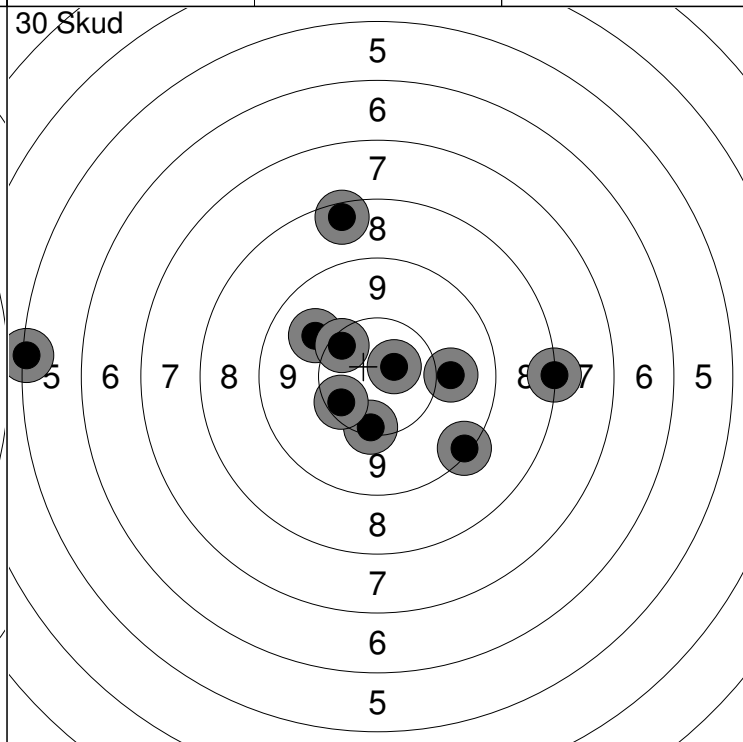
1: 9.3	↓
2: 9.3	↗
3: 10.4	↙
4: 9.3	↘
5: 8.2	→
6: 9.2	↘
7: 9.1	→
8: 7.7	→
9: 9.3	↓
10: 10.1	↑

Serie	89.0
Total	89.0

30 Skud



30 Skud



11: 9.3	←
12: 9.5	↑
13: 5.6	↗
14: 9.5	↗
15: 6.9	↑
16: 9.1	←
17: 10.0	↓
18: 10.2	↗
19: 9.5	↑
20: 7.8	↑

Serie	83.0
Total	172.0

21: 10.2	↓
22: 10.3	↙
23: 9.9	→
24: 8.4	↑
25: 9.9	↖
26: 10.7	↗
27: 10.3	↖
28: 8.2	→
29: 5.2	←
30: 9.3	↘

Serie	88.0
Total	260.0

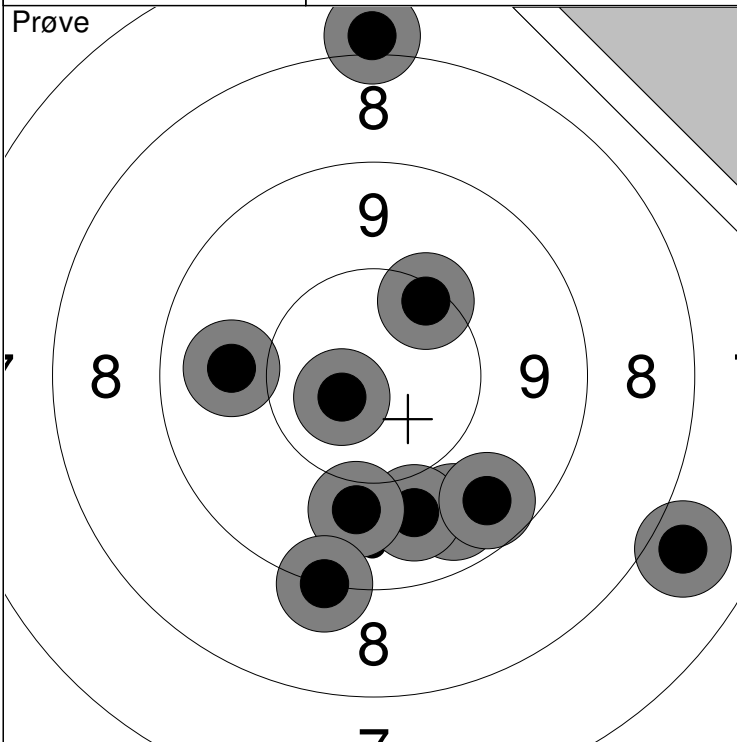
Hold
146

Skive
3

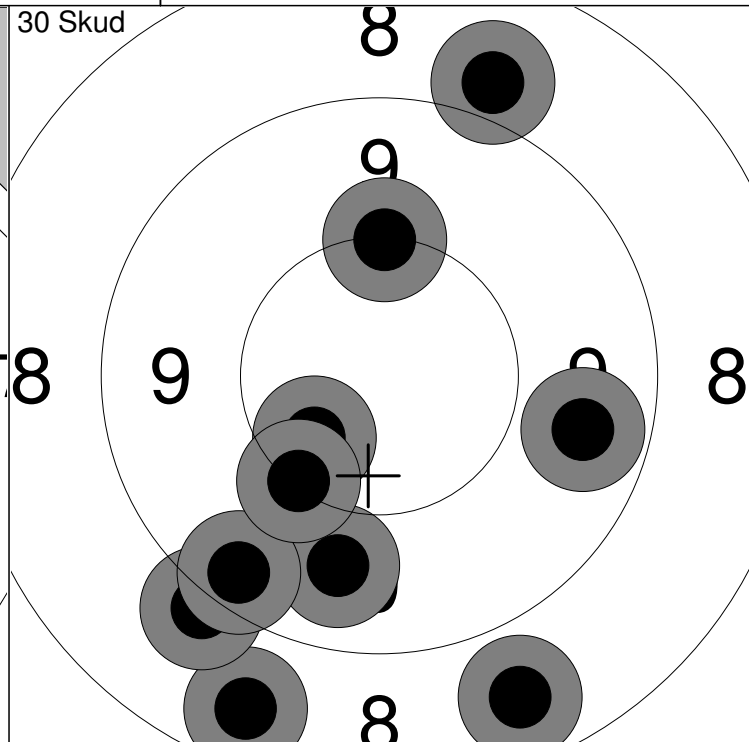
Ole M. Nielsen

Ulsted Skf.

Prøve



30 Skud



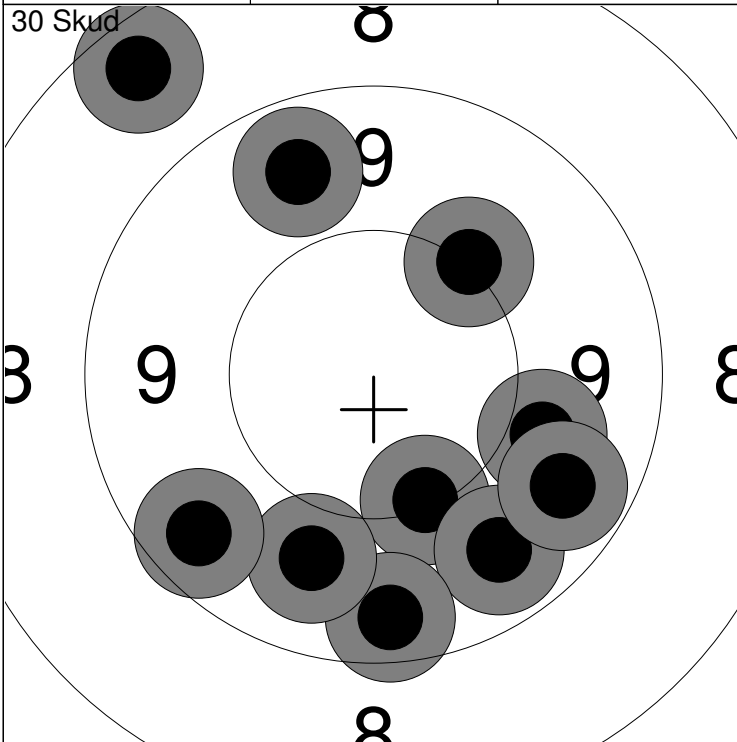
1: 8.0	↑	6: 9.8	↓
2: 7.9	↘	7: 9.9	↓
3: 9.7	↓	8: 9.8	←
4: 10.7	↙	9: 9.6	↘
5: 10.3	↗	10: 9.2	↓

Serie	89.0
Total	0.0

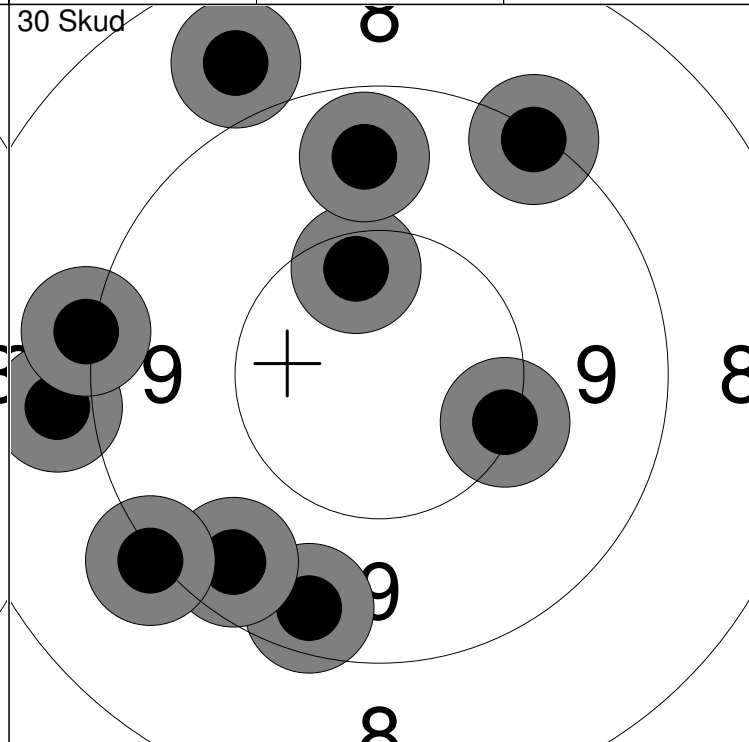
1: 8.9	↗	6: 9.7	→
2: 10.2	↑	7: 9.1	↘
3: 8.6	↓	8: 9.8	↓
4: 8.7	↘	9: 9.4	↘
5: 10.4	↙	10: 10.2	↘

Serie	90.0
Total	90.0

30 Skud



30 Skud



11: 10.2	↓	16: 9.8	↓
12: 10.1	↗	17: 8.5	↗
13: 9.9	→	18: 9.7	↗
14: 9.7	↓	19: 9.7	↘
15: 9.5	↓	20: 9.5	↙

Serie	91.0
Total	181.0

21: 9.5	↓	26: 9.1	↙
22: 10.2	→	27: 10.3	↑
23: 8.9	←	28: 9.7	↑
24: 9.5	↙	29: 9.1	←
25: 8.8	↗	30: 9.2	↗

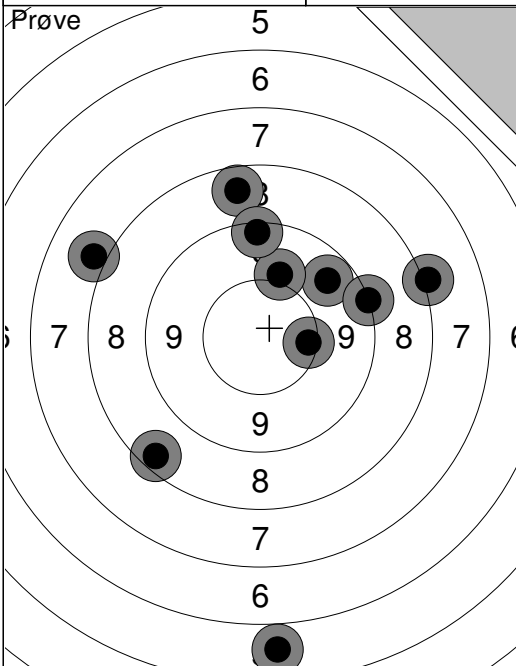
Serie	90.0
Total	271.0

Hold
146

Skive
4

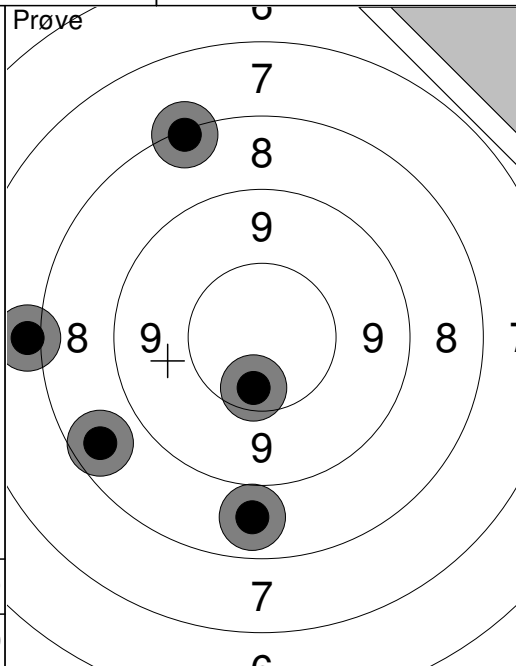
Anni Sørensen

Mou & Omegns Skf.



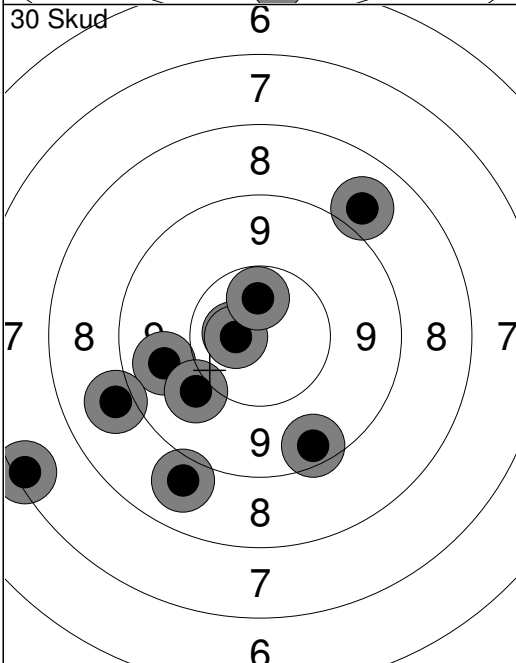
- 1: 8.6 ↑
- 2: 5.7 ↓
- 3: 8.0 ↖
- 4: 9.6 ↗
- 5: 8.1 →
- 6: 9.2 →
- 7: 10.0 ↑
- 8: 9.3 ↑
- 9: 10.3 →
- 10: 8.4 ↙

Serie 84.0
Total 0.0



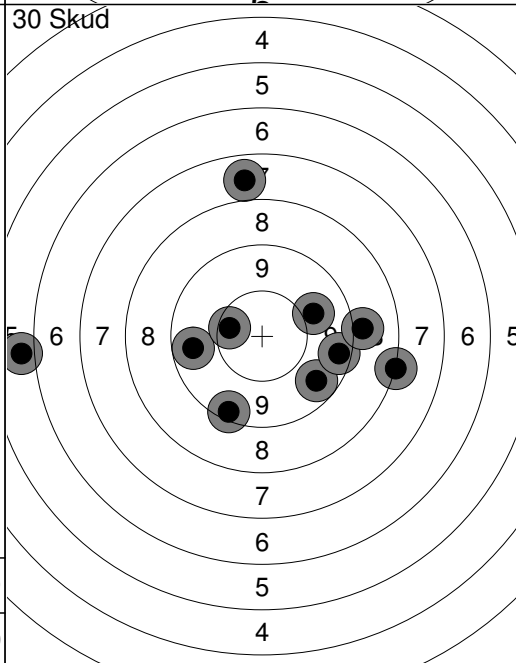
- 11: 10.4 ↓
- 12: 8.2 ↖
- 13: 8.7 ↓
- 14: 8.6 ↙
- 15: 8.0 ←

Serie 42.0
Total 0.0



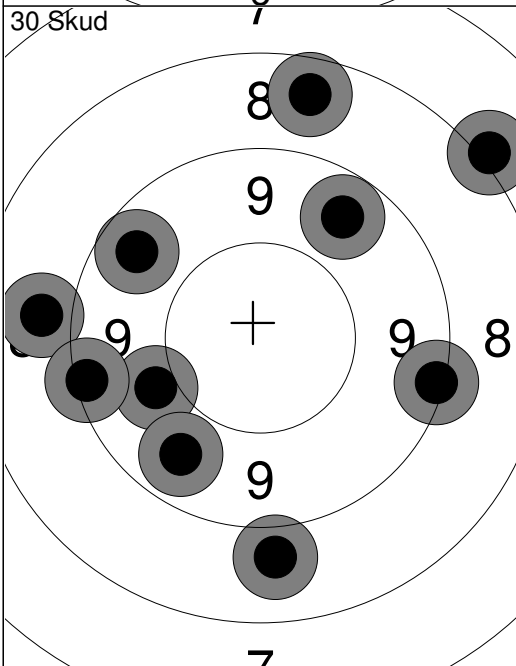
- 1: 8.9 ↗
- 2: 10.6 ←
- 3: 8.8 ↓
- 4: 7.3 ←
- 5: 10.7 ←
- 6: 9.8 ←
- 7: 10.5 ↑
- 8: 10.0 ↙
- 9: 9.4 ↓
- 10: 8.9 ↙

Serie 89.0
Total 89.0



- 11: 8.2 →
- 12: 5.9 ←
- 13: 9.6 ←
- 14: 9.4 ↓
- 15: 10.3 ↖
- 16: 9.6 ↙
- 17: 9.4 →
- 18: 7.7 ↑
- 19: 9.9 ↗
- 20: 9.0 →

Serie 84.0
Total 173.0



- 21: 9.3 →
- 22: 8.1 ↗
- 23: 9.6 ↖
- 24: 8.9 ←
- 25: 8.6 ↑
- 26: 10.0 ↖
- 27: 9.7 ↙
- 28: 9.3 ←
- 29: 9.6 ↗
- 30: 8.9 ↓

Serie 87.0
Total 260.0

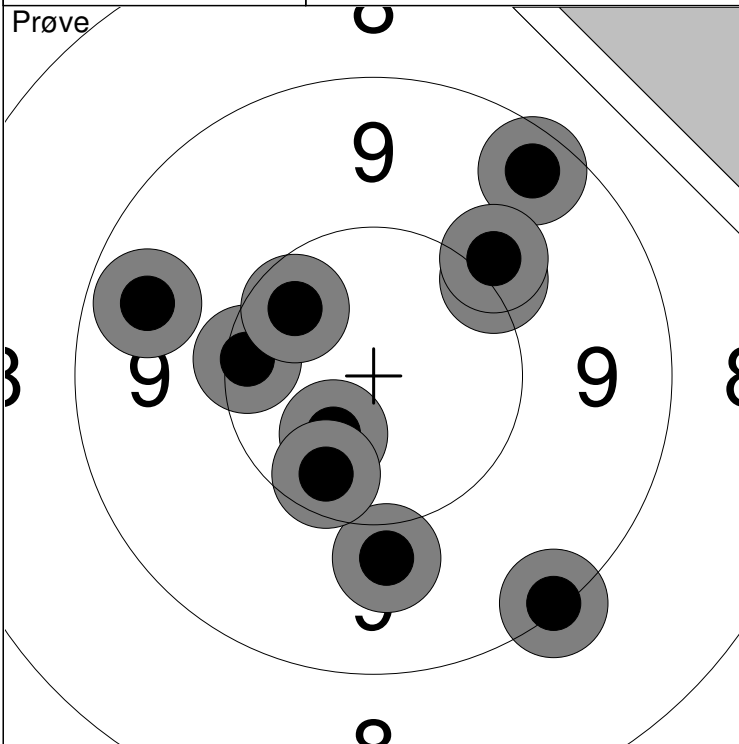
Hold
146

Skive
5

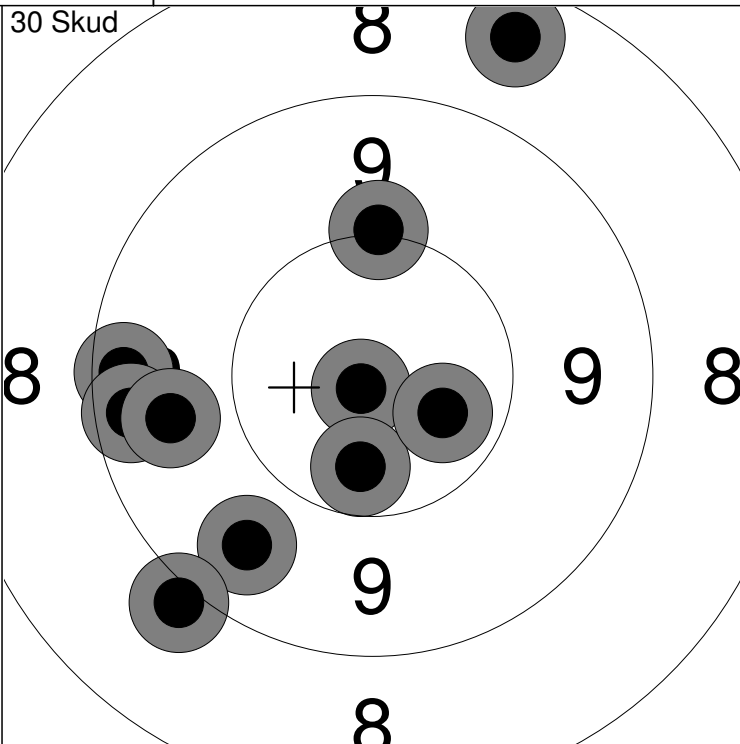
Bo Lykholt Andreassen

Aalborg Skyttekreds

Prøve



30 Skud



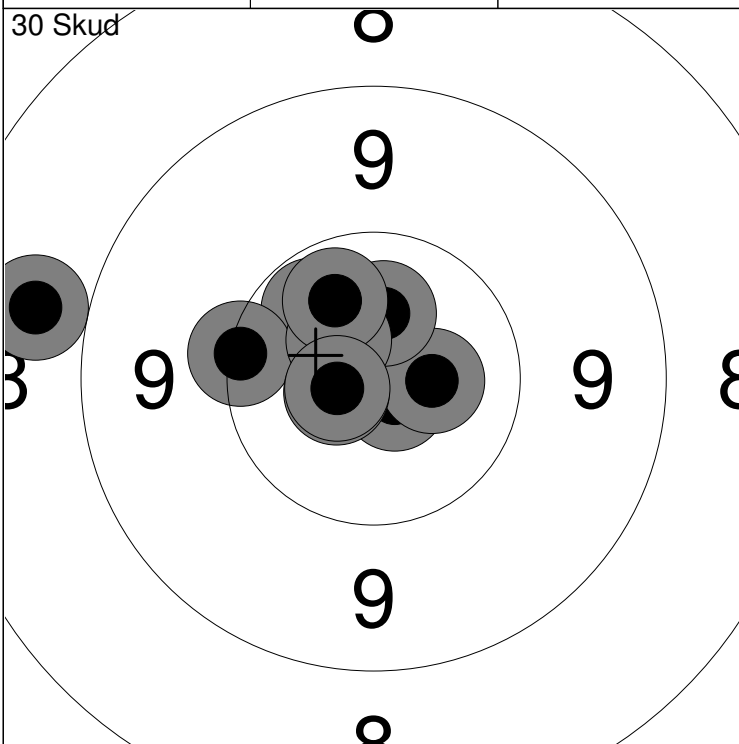
1: 10.1 ↗	6: 10.2 ←
2: 9.5 ←	7: 9.9 ↓
3: 9.2 ↓	8: 10.4 ↗
4: 9.4 ↗	9: 10.5 ↓
5: 10.0 ↗	10: 10.3 ↓

Serie	96.0
Total	0.0

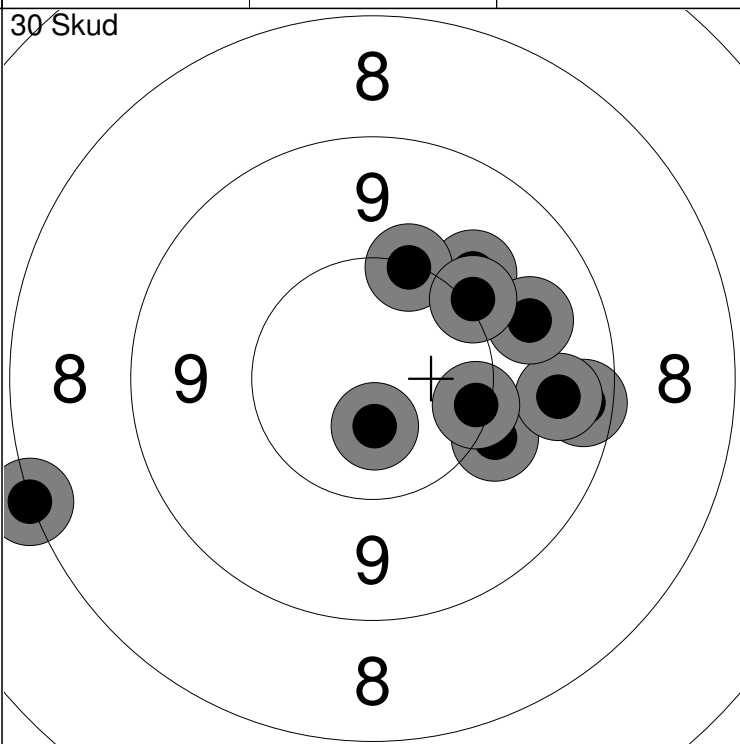
1: 9.4 ←	6: 10.4 ↓
2: 8.5 ↗	7: 9.7 ←
3: 10.1 ↑	8: 9.6 ↓
4: 10.8 ↓	9: 10.5 ↗
5: 9.4 ←	10: 9.0 ↓

Serie	93.0
Total	93.0

30 Skud



30 Skud



11: 10.8 ↓	16: 10.6 ↗
12: 10.4 ↗	17: 10.7 ←
13: 10.6 →	18: 8.8 ←
14: 10.6 ↑	19: 10.4 ↗
15: 10.2 ←	20: 10.7 ←

Serie	98.0
Total	191.0

21: 10.6 ↓	26: 9.7 ↗
22: 9.4 →	27: 10.1 ↑
23: 10.0 ↗	28: 10.2 →
24: 9.9 ↗	29: 10.1 ↗
25: 9.6 →	30: 8.1 ←

Serie	94.0
Total	285.0

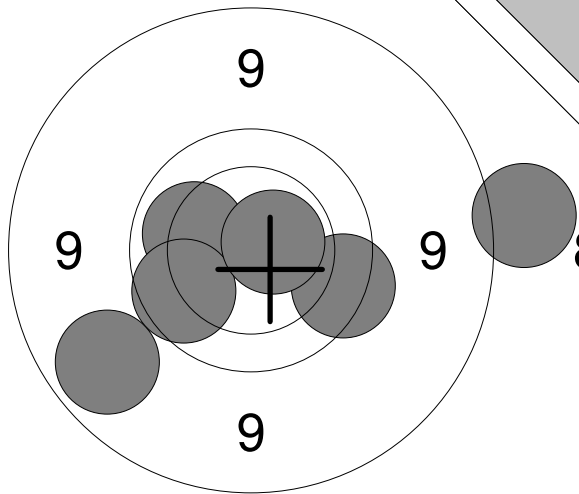
Hold
146

Skive
6

Camilla K. Frydkjær

Aalborg Skyttekreds

Prøve

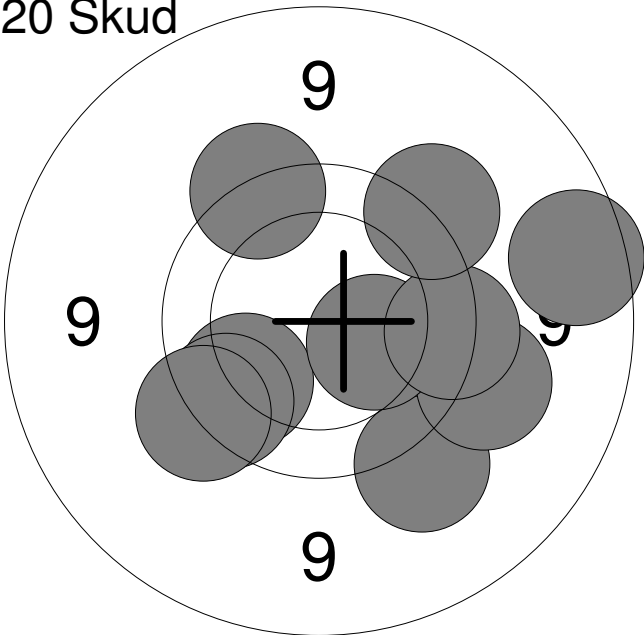


1:	8.5	→
2:	9.0	↙
3:	10.1	↖
4:	9.7	↘
5:	9.9	↙
6:	*10.6	→

Serie 55.0

Total 0.0

20 Skud

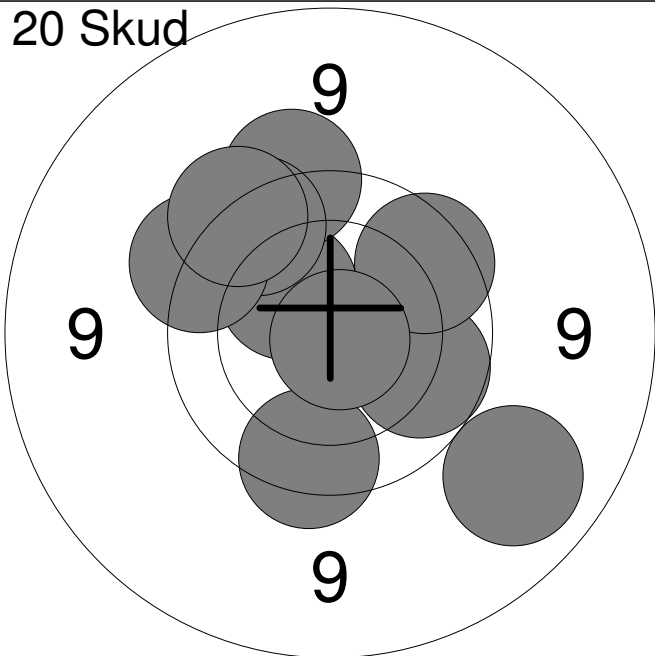


1:	9.4	↘
2:	9.4	→
3:	9.9	↙
4:	9.7	↙
5:	9.6	↙
6:	9.6	↗
7:	10.3	↘
8:	9.7	→
9:	9.5	↗
10:	8.9	→

Serie 90.0

Total 90.0

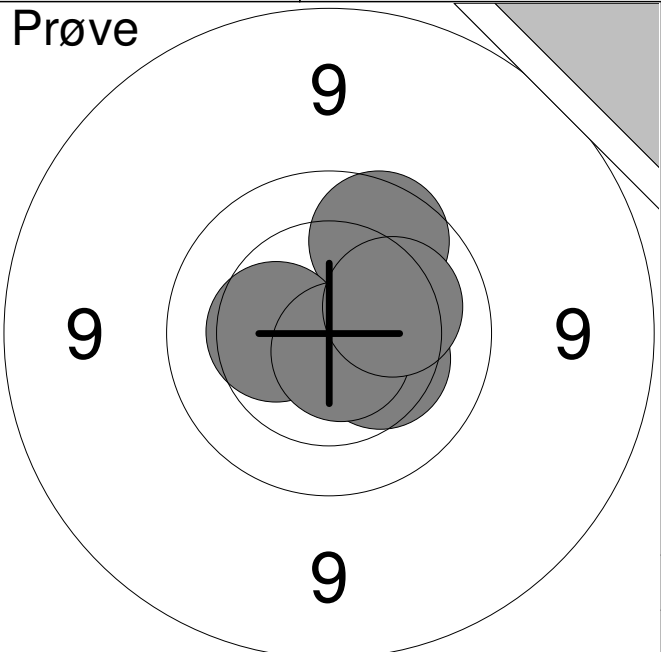
20 Skud

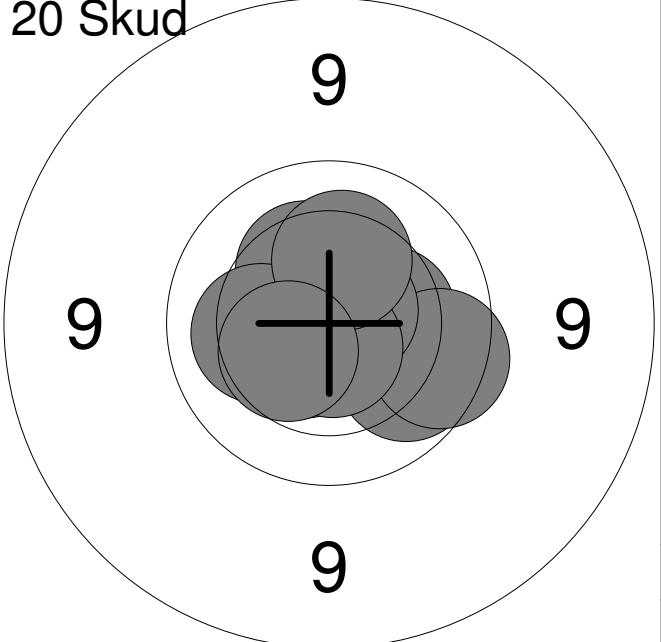


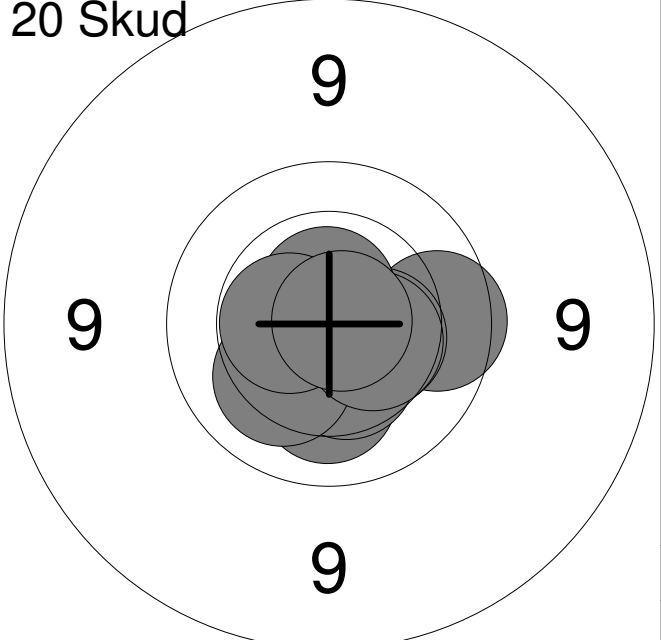
11:	9.9	↘
12:	9.7	↘
13:	10.3	↗
14:	9.5	↗
15:	9.7	↗
16:	9.8	↗
17:	9.1	↘
18:	*10.8	↘
19:	9.6	↗
20:	9.6	↗

Serie 92.0

Total 182.0

<p>Prøve</p> 	<table style="width:100%; border-collapse: collapse;"> <tr><td style="width:10%;">1:</td><td style="width:15%;">9.9</td><td style="width:10%; text-align: right;">↗</td></tr> <tr><td>2:</td><td>10.3</td><td style="text-align: right;">→</td></tr> <tr><td>3:</td><td>10.4</td><td style="text-align: right;">←</td></tr> <tr><td>4:</td><td>*10.7</td><td style="text-align: right;">↘</td></tr> <tr><td>5:</td><td>10.2</td><td style="text-align: right;">↗</td></tr> </table> <table border="1" style="width:100%; border-collapse: collapse; margin-top: 5px;"> <tr> <td style="width:80%;">Serie</td> <td style="text-align: right;">49.0</td> </tr> <tr> <td>Total</td> <td style="text-align: right;">0.0</td> </tr> </table>	1:	9.9	↗	2:	10.3	→	3:	10.4	←	4:	*10.7	↘	5:	10.2	↗	Serie	49.0	Total	0.0
1:	9.9	↗																		
2:	10.3	→																		
3:	10.4	←																		
4:	*10.7	↘																		
5:	10.2	↗																		
Serie	49.0																			
Total	0.0																			

<p>20 Skud</p> 	<table style="width:100%; border-collapse: collapse;"> <tr><td style="width:10%;">1:</td><td style="width:15%;">10.0</td><td style="width:10%; text-align: right;">↘</td></tr> <tr><td>2:</td><td>10.3</td><td style="text-align: right;">→</td></tr> <tr><td>3:</td><td>9.8</td><td style="text-align: right;">→</td></tr> <tr><td>4:</td><td>10.3</td><td style="text-align: right;">↗</td></tr> <tr><td>5:</td><td>*10.6</td><td style="text-align: right;">↘</td></tr> <tr><td>6:</td><td>*10.7</td><td style="text-align: right;">↗</td></tr> <tr><td>7:</td><td>*10.7</td><td style="text-align: right;">↘</td></tr> <tr><td>8:</td><td>10.2</td><td style="text-align: right;">←</td></tr> <tr><td>9:</td><td>10.3</td><td style="text-align: right;">↗</td></tr> <tr><td>10:</td><td>10.4</td><td style="text-align: right;">↘</td></tr> </table> <table border="1" style="width:100%; border-collapse: collapse; margin-top: 5px;"> <tr> <td style="width:80%;">Serie</td> <td style="text-align: right;">99.0</td> </tr> <tr> <td>Total</td> <td style="text-align: right;">99.0</td> </tr> </table>	1:	10.0	↘	2:	10.3	→	3:	9.8	→	4:	10.3	↗	5:	*10.6	↘	6:	*10.7	↗	7:	*10.7	↘	8:	10.2	←	9:	10.3	↗	10:	10.4	↘	Serie	99.0	Total	99.0
1:	10.0	↘																																	
2:	10.3	→																																	
3:	9.8	→																																	
4:	10.3	↗																																	
5:	*10.6	↘																																	
6:	*10.7	↗																																	
7:	*10.7	↘																																	
8:	10.2	←																																	
9:	10.3	↗																																	
10:	10.4	↘																																	
Serie	99.0																																		
Total	99.0																																		

<p>20 Skud</p> 	<table style="width:100%; border-collapse: collapse;"> <tr><td style="width:10%;">11:</td><td style="width:15%;">9.9</td><td style="width:10%; text-align: right;">→</td></tr> <tr><td>12:</td><td>*10.5</td><td style="text-align: right;">↘</td></tr> <tr><td>13:</td><td>10.2</td><td style="text-align: right;">↘</td></tr> <tr><td>14:</td><td>10.4</td><td style="text-align: right;">↘</td></tr> <tr><td>15:</td><td>10.2</td><td style="text-align: right;">↘</td></tr> <tr><td>16:</td><td>10.4</td><td style="text-align: right;">→</td></tr> <tr><td>17:</td><td>*10.7</td><td style="text-align: right;">↗</td></tr> <tr><td>18:</td><td>*10.5</td><td style="text-align: right;">←</td></tr> <tr><td>19:</td><td>10.4</td><td style="text-align: right;">↘</td></tr> <tr><td>20:</td><td>*10.8</td><td style="text-align: right;">→</td></tr> </table> <table border="1" style="width:100%; border-collapse: collapse; margin-top: 5px;"> <tr> <td style="width:80%;">Serie</td> <td style="text-align: right;">99.0</td> </tr> <tr> <td>Total</td> <td style="text-align: right;">198.0</td> </tr> </table>	11:	9.9	→	12:	*10.5	↘	13:	10.2	↘	14:	10.4	↘	15:	10.2	↘	16:	10.4	→	17:	*10.7	↗	18:	*10.5	←	19:	10.4	↘	20:	*10.8	→	Serie	99.0	Total	198.0
11:	9.9	→																																	
12:	*10.5	↘																																	
13:	10.2	↘																																	
14:	10.4	↘																																	
15:	10.2	↘																																	
16:	10.4	→																																	
17:	*10.7	↗																																	
18:	*10.5	←																																	
19:	10.4	↘																																	
20:	*10.8	→																																	
Serie	99.0																																		
Total	198.0																																		

<p>Prøve</p>	<table style="width:100%; border-collapse: collapse;"> <tr><td style="text-align: right;">1:</td><td style="text-align: right;">9.9</td><td style="text-align: right;">↖</td></tr> <tr><td style="text-align: right;">2:</td><td style="text-align: right;">9.7</td><td style="text-align: right;">→</td></tr> <tr><td style="text-align: right;">3:</td><td style="text-align: right;">*10.6</td><td style="text-align: right;">→</td></tr> <tr><td style="text-align: right;">4:</td><td style="text-align: right;">9.9</td><td style="text-align: right;">↘</td></tr> <tr><td style="text-align: right;">5:</td><td style="text-align: right;">10.1</td><td style="text-align: right;">↘</td></tr> </table> <table border="1" style="width:100%; border-collapse: collapse; margin-top: 5px;"> <tr> <td style="width:80%;">Serie</td> <td style="text-align: right;">47.0</td> </tr> <tr> <td>Total</td> <td style="text-align: right;">0.0</td> </tr> </table>	1:	9.9	↖	2:	9.7	→	3:	*10.6	→	4:	9.9	↘	5:	10.1	↘	Serie	47.0	Total	0.0
1:	9.9	↖																		
2:	9.7	→																		
3:	*10.6	→																		
4:	9.9	↘																		
5:	10.1	↘																		
Serie	47.0																			
Total	0.0																			

<p>20 Skud</p>	<table style="width:100%; border-collapse: collapse;"> <tr><td style="text-align: right;">1:</td><td style="text-align: right;">*10.6</td><td style="text-align: right;">↖</td></tr> <tr><td style="text-align: right;">2:</td><td style="text-align: right;">10.1</td><td style="text-align: right;">↘</td></tr> <tr><td style="text-align: right;">3:</td><td style="text-align: right;">*10.8</td><td style="text-align: right;">→</td></tr> <tr><td style="text-align: right;">4:</td><td style="text-align: right;">10.2</td><td style="text-align: right;">↘</td></tr> <tr><td style="text-align: right;">5:</td><td style="text-align: right;">10.4</td><td style="text-align: right;">↘</td></tr> <tr><td style="text-align: right;">6:</td><td style="text-align: right;">10.4</td><td style="text-align: right;">→</td></tr> <tr><td style="text-align: right;">7:</td><td style="text-align: right;">*10.7</td><td style="text-align: right;">↘</td></tr> <tr><td style="text-align: right;">8:</td><td style="text-align: right;">*10.5</td><td style="text-align: right;">↖</td></tr> <tr><td style="text-align: right;">9:</td><td style="text-align: right;">10.2</td><td style="text-align: right;">↘</td></tr> <tr><td style="text-align: right;">10:</td><td style="text-align: right;">10.2</td><td style="text-align: right;">↘</td></tr> </table> <table border="1" style="width:100%; border-collapse: collapse; margin-top: 5px;"> <tr> <td style="width:80%;">Serie</td> <td style="text-align: right;">100.0</td> </tr> <tr> <td>Total</td> <td style="text-align: right;">100.0</td> </tr> </table>	1:	*10.6	↖	2:	10.1	↘	3:	*10.8	→	4:	10.2	↘	5:	10.4	↘	6:	10.4	→	7:	*10.7	↘	8:	*10.5	↖	9:	10.2	↘	10:	10.2	↘	Serie	100.0	Total	100.0
1:	*10.6	↖																																	
2:	10.1	↘																																	
3:	*10.8	→																																	
4:	10.2	↘																																	
5:	10.4	↘																																	
6:	10.4	→																																	
7:	*10.7	↘																																	
8:	*10.5	↖																																	
9:	10.2	↘																																	
10:	10.2	↘																																	
Serie	100.0																																		
Total	100.0																																		

<p>20 Skud</p>	<table style="width:100%; border-collapse: collapse;"> <tr><td style="text-align: right;">11:</td><td style="text-align: right;">*10.7</td><td style="text-align: right;">→</td></tr> <tr><td style="text-align: right;">12:</td><td style="text-align: right;">10.1</td><td style="text-align: right;">↘</td></tr> <tr><td style="text-align: right;">13:</td><td style="text-align: right;">10.3</td><td style="text-align: right;">→</td></tr> <tr><td style="text-align: right;">14:</td><td style="text-align: right;">10.2</td><td style="text-align: right;">↖</td></tr> <tr><td style="text-align: right;">15:</td><td style="text-align: right;">10.1</td><td style="text-align: right;">↖</td></tr> <tr><td style="text-align: right;">16:</td><td style="text-align: right;">9.9</td><td style="text-align: right;">↘</td></tr> <tr><td style="text-align: right;">17:</td><td style="text-align: right;">9.7</td><td style="text-align: right;">→</td></tr> <tr><td style="text-align: right;">18:</td><td style="text-align: right;">10.1</td><td style="text-align: right;">↘</td></tr> <tr><td style="text-align: right;">19:</td><td style="text-align: right;">10.2</td><td style="text-align: right;">↘</td></tr> <tr><td style="text-align: right;">20:</td><td style="text-align: right;">10.2</td><td style="text-align: right;">→</td></tr> </table> <table border="1" style="width:100%; border-collapse: collapse; margin-top: 5px;"> <tr> <td style="width:80%;">Serie</td> <td style="text-align: right;">98.0</td> </tr> <tr> <td>Total</td> <td style="text-align: right;">198.0</td> </tr> </table>	11:	*10.7	→	12:	10.1	↘	13:	10.3	→	14:	10.2	↖	15:	10.1	↖	16:	9.9	↘	17:	9.7	→	18:	10.1	↘	19:	10.2	↘	20:	10.2	→	Serie	98.0	Total	198.0
11:	*10.7	→																																	
12:	10.1	↘																																	
13:	10.3	→																																	
14:	10.2	↖																																	
15:	10.1	↖																																	
16:	9.9	↘																																	
17:	9.7	→																																	
18:	10.1	↘																																	
19:	10.2	↘																																	
20:	10.2	→																																	
Serie	98.0																																		
Total	198.0																																		

<p>Prøve</p>	<table style="width:100%; border-collapse: collapse;"> <tr><td style="text-align: right;">1:</td><td style="text-align: right;">9.8</td><td style="text-align: right;">↗</td></tr> <tr><td style="text-align: right;">2:</td><td style="text-align: right;">10.5</td><td style="text-align: right;">→</td></tr> <tr><td style="text-align: right;">3:</td><td style="text-align: right;">*10.6</td><td style="text-align: right;">↑</td></tr> <tr><td style="text-align: right;">4:</td><td style="text-align: right;">10.3</td><td style="text-align: right;">↗</td></tr> <tr><td style="text-align: right;">5:</td><td style="text-align: right;">*10.6</td><td style="text-align: right;">→</td></tr> <tr><td style="text-align: right;">6:</td><td style="text-align: right;">10.3</td><td style="text-align: right;">↗</td></tr> </table> <table border="1" style="width:100%; border-collapse: collapse; margin-top: 5px;"> <tr> <td style="width:80%;">Serie</td> <td style="text-align: right;">59.0</td> </tr> <tr> <td>Total</td> <td style="text-align: right;">0.0</td> </tr> </table>	1:	9.8	↗	2:	10.5	→	3:	*10.6	↑	4:	10.3	↗	5:	*10.6	→	6:	10.3	↗	Serie	59.0	Total	0.0
1:	9.8	↗																					
2:	10.5	→																					
3:	*10.6	↑																					
4:	10.3	↗																					
5:	*10.6	→																					
6:	10.3	↗																					
Serie	59.0																						
Total	0.0																						

<p>20 Skud</p>	<table style="width:100%; border-collapse: collapse;"> <tr><td style="text-align: right;">1:</td><td style="text-align: right;">10.4</td><td style="text-align: right;">↓</td></tr> <tr><td style="text-align: right;">2:</td><td style="text-align: right;">*10.7</td><td style="text-align: right;">↓</td></tr> <tr><td style="text-align: right;">3:</td><td style="text-align: right;">9.8</td><td style="text-align: right;">↓</td></tr> <tr><td style="text-align: right;">4:</td><td style="text-align: right;">*10.6</td><td style="text-align: right;">↙</td></tr> <tr><td style="text-align: right;">5:</td><td style="text-align: right;">10.3</td><td style="text-align: right;">↘</td></tr> <tr><td style="text-align: right;">6:</td><td style="text-align: right;">*10.6</td><td style="text-align: right;">↑</td></tr> <tr><td style="text-align: right;">7:</td><td style="text-align: right;">10.3</td><td style="text-align: right;">↓</td></tr> <tr><td style="text-align: right;">8:</td><td style="text-align: right;">*10.7</td><td style="text-align: right;">↓</td></tr> <tr><td style="text-align: right;">9:</td><td style="text-align: right;">10.0</td><td style="text-align: right;">→</td></tr> <tr><td style="text-align: right;">10:</td><td style="text-align: right;">*10.7</td><td style="text-align: right;">↗</td></tr> </table> <table border="1" style="width:100%; border-collapse: collapse; margin-top: 5px;"> <tr> <td style="width:80%;">Serie</td> <td style="text-align: right;">99.0</td> </tr> <tr> <td>Total</td> <td style="text-align: right;">99.0</td> </tr> </table>	1:	10.4	↓	2:	*10.7	↓	3:	9.8	↓	4:	*10.6	↙	5:	10.3	↘	6:	*10.6	↑	7:	10.3	↓	8:	*10.7	↓	9:	10.0	→	10:	*10.7	↗	Serie	99.0	Total	99.0
1:	10.4	↓																																	
2:	*10.7	↓																																	
3:	9.8	↓																																	
4:	*10.6	↙																																	
5:	10.3	↘																																	
6:	*10.6	↑																																	
7:	10.3	↓																																	
8:	*10.7	↓																																	
9:	10.0	→																																	
10:	*10.7	↗																																	
Serie	99.0																																		
Total	99.0																																		

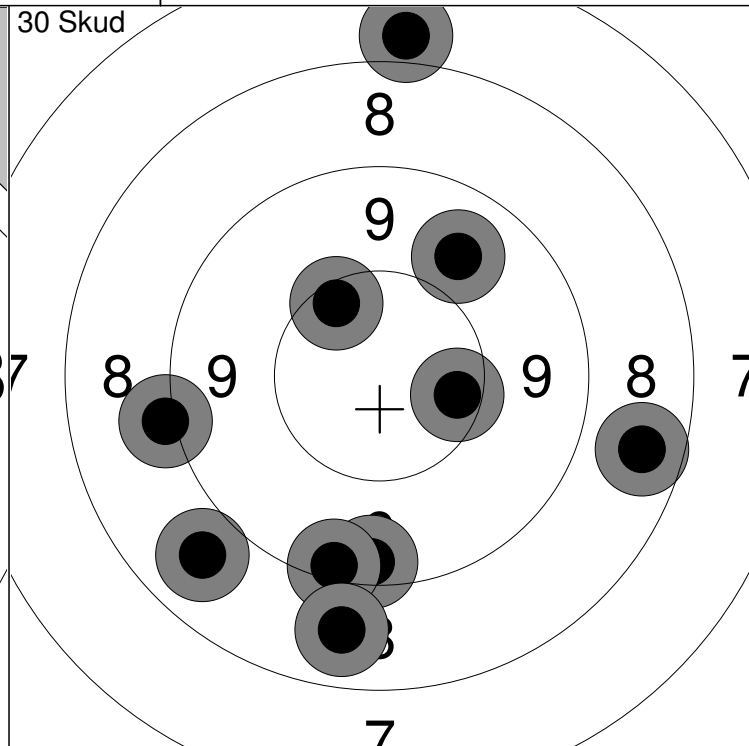
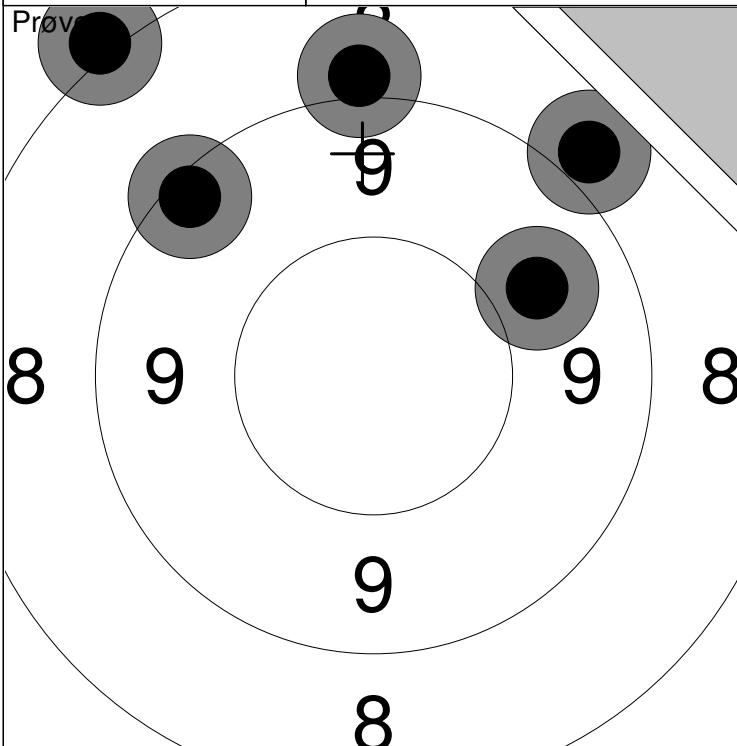
<p>20 Skud</p>	<table style="width:100%; border-collapse: collapse;"> <tr><td style="text-align: right;">11:</td><td style="text-align: right;">10.4</td><td style="text-align: right;">←</td></tr> <tr><td style="text-align: right;">12:</td><td style="text-align: right;">*10.6</td><td style="text-align: right;">↗</td></tr> <tr><td style="text-align: right;">13:</td><td style="text-align: right;">*10.5</td><td style="text-align: right;">↑</td></tr> <tr><td style="text-align: right;">14:</td><td style="text-align: right;">*10.6</td><td style="text-align: right;">↘</td></tr> <tr><td style="text-align: right;">15:</td><td style="text-align: right;">*10.6</td><td style="text-align: right;">↗</td></tr> <tr><td style="text-align: right;">16:</td><td style="text-align: right;">*10.5</td><td style="text-align: right;">←</td></tr> <tr><td style="text-align: right;">17:</td><td style="text-align: right;">10.5</td><td style="text-align: right;">↙</td></tr> <tr><td style="text-align: right;">18:</td><td style="text-align: right;">10.3</td><td style="text-align: right;">↓</td></tr> <tr><td style="text-align: right;">19:</td><td style="text-align: right;">*10.6</td><td style="text-align: right;">↙</td></tr> <tr><td style="text-align: right;">20:</td><td style="text-align: right;">10.2</td><td style="text-align: right;">↑</td></tr> </table> <table border="1" style="width:100%; border-collapse: collapse; margin-top: 5px;"> <tr> <td style="width:80%;">Serie</td> <td style="text-align: right;">100.0</td> </tr> <tr> <td>Total</td> <td style="text-align: right;">199.0</td> </tr> </table>	11:	10.4	←	12:	*10.6	↗	13:	*10.5	↑	14:	*10.6	↘	15:	*10.6	↗	16:	*10.5	←	17:	10.5	↙	18:	10.3	↓	19:	*10.6	↙	20:	10.2	↑	Serie	100.0	Total	199.0
11:	10.4	←																																	
12:	*10.6	↗																																	
13:	*10.5	↑																																	
14:	*10.6	↘																																	
15:	*10.6	↗																																	
16:	*10.5	←																																	
17:	10.5	↙																																	
18:	10.3	↓																																	
19:	*10.6	↙																																	
20:	10.2	↑																																	
Serie	100.0																																		
Total	199.0																																		

Hold
146

Skive
10

Christoffer Bagger Andersen

Vadum Skf.



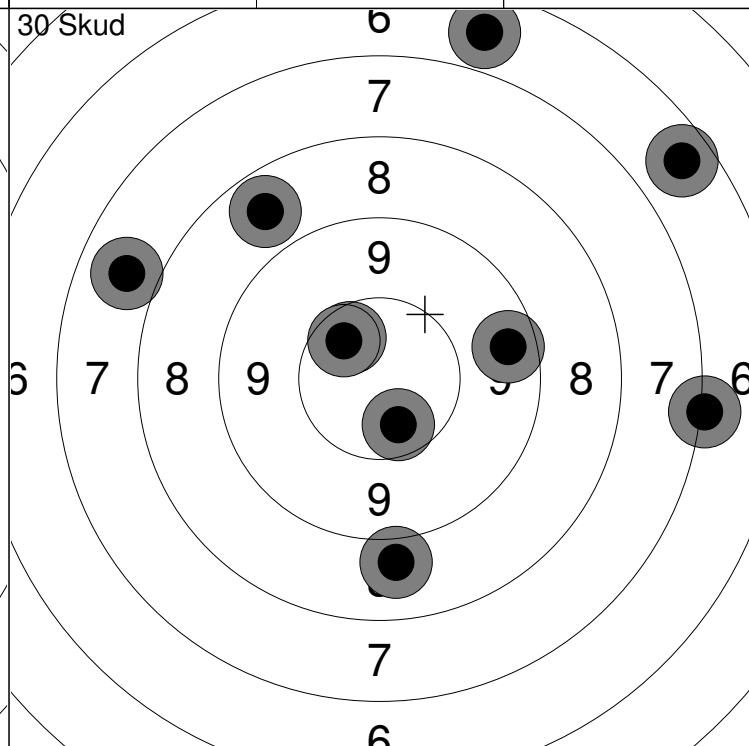
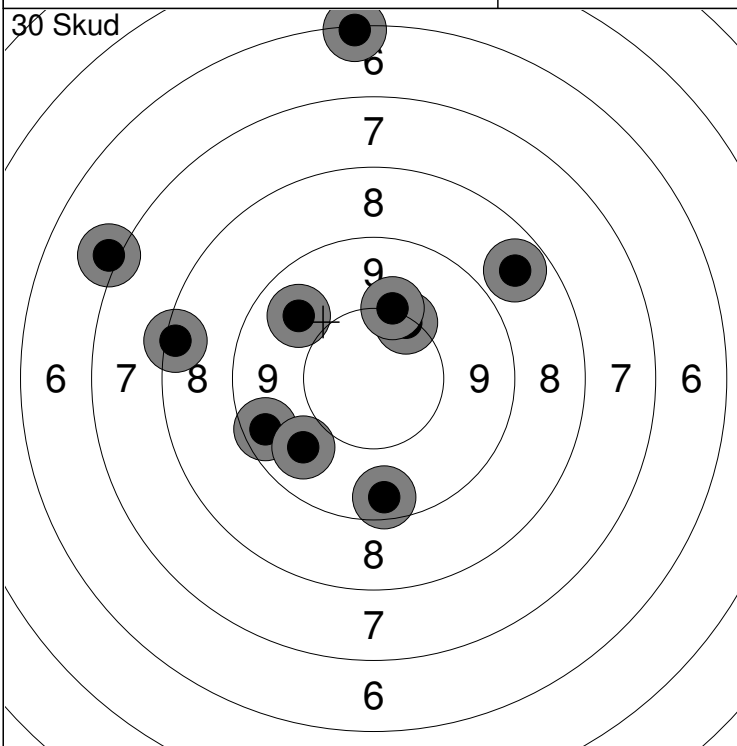
- 1: 8.1 ↗
- 2: 9.3 ↗
- 3: 8.9 ↗
- 4: 9.0 ↑
- 5: 9.8 ↗

Serie	43.0
Total	0.0

- 1: 10.3 ↖
- 2: 9.4 ↓
- 3: 9.3 ↓
- 4: 8.7 ↓
- 5: 8.8 ↙

- 6: 9.8 ↗
- 7: 10.3 →
- 8: 8.6 →
- 9: 7.9 ↑
- 10: 9.1 ←

Serie	87.0
Total	87.0



- 11: 8.3 ←
- 12: 9.5 ↓
- 13: 7.0 ←
- 14: 9.5 ←
- 15: 8.7 ↗

- 16: 6.2 ↑
- 17: 9.8 ↙
- 18: 10.2 ↗
- 19: 10.1 ↗
- 20: 9.8 ↖

Serie	85.0
Total	172.0

- 21: 7.8 ←
- 22: 6.7 ↑
- 23: 10.4 ↖
- 24: 6.6 ↗
- 25: 9.5 →

- 26: 10.4 ↓
- 27: 10.4 ↗
- 28: 8.9 ↓
- 29: 8.7 ↗
- 30: 7.1 →

Serie	81.0
Total	253.0

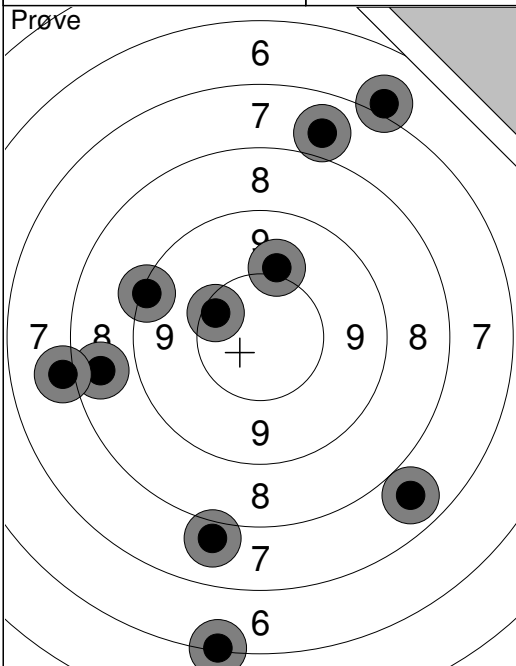
Hold
146

Skive
11

Martin Justesen

Vadum Skf.

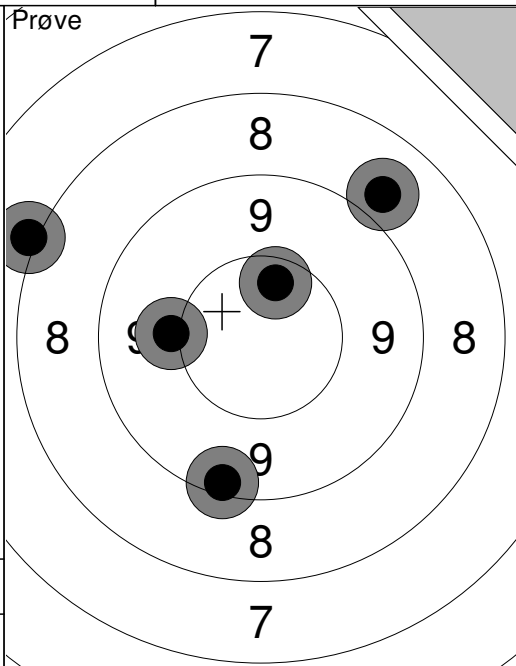
Prøve



- 1: 8.6 ←
- 2: 10.0 ↑
- 3: 7.8 ↑
- 4: 7.7 ↓
- 5: 6.2 ↓
- 6: 8.0 ←
- 7: 9.3 ←
- 8: 7.9 ↓
- 9: 7.0 ↑
- 10: 10.3 ←

Serie 79.0
Total 0.0

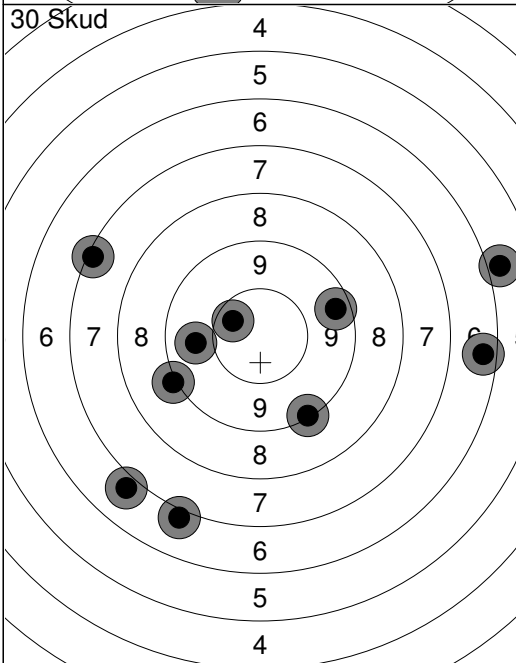
Prøve



- 11: 10.4 ↑
- 12: 10.0 ←
- 13: 9.3 ↓
- 14: 8.9 ↑
- 15: 8.1 ←

Serie 45.0
Total 0.0

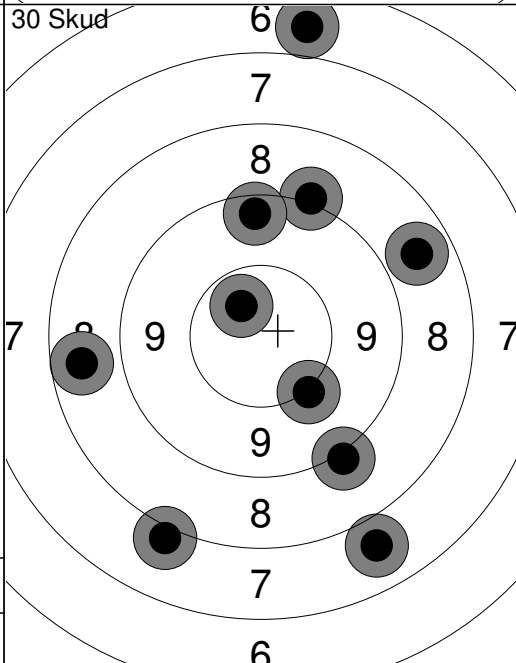
30 Skud



- 1: 6.9 ↓
- 2: 6.5 →
- 3: 9.1 ←
- 4: 5.9 →
- 5: 9.5 →
- 6: 10.4 ↑
- 7: 7.3 ←
- 8: 9.2 ↓
- 9: 9.8 ←
- 10: 7.0 ↓

Serie 77.0
Total 77.0

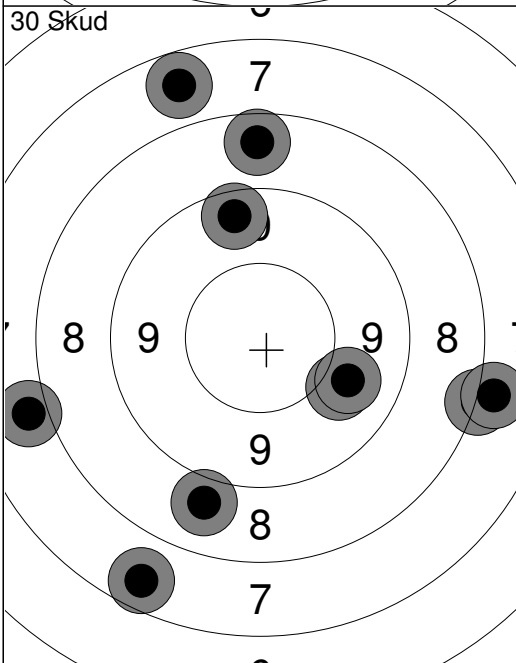
30 Skud



- 11: 7.8 ↓
- 12: 9.1 ↑
- 13: 8.7 →
- 14: 10.5 ↑
- 15: 6.8 ↑
- 16: 8.0 ↓
- 17: 9.1 ↓
- 18: 9.4 ↑
- 19: 10.1 ↓
- 20: 8.6 ←

Serie 84.0
Total 161.0

30 Skud



- 21: 8.8 ↓
- 22: 7.9 ←
- 23: 8.1 →
- 24: 9.9 ↓
- 25: 7.6 ↑
- 26: 7.6 ↓
- 27: 9.9 →
- 28: 9.5 ↑
- 29: 8.0 →
- 30: 8.6 ↑

Serie 80.0
Total 241.0

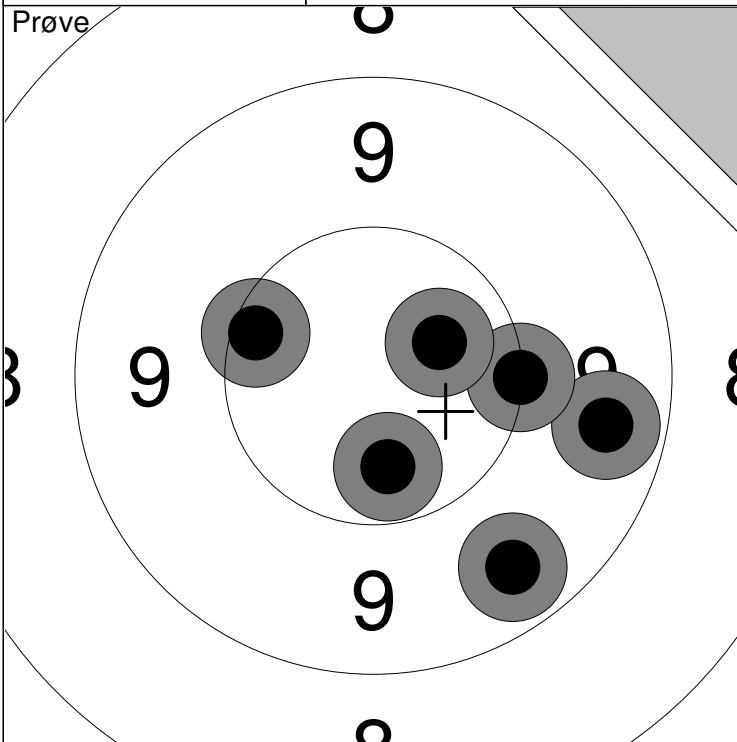
Hold
146

Skive
12

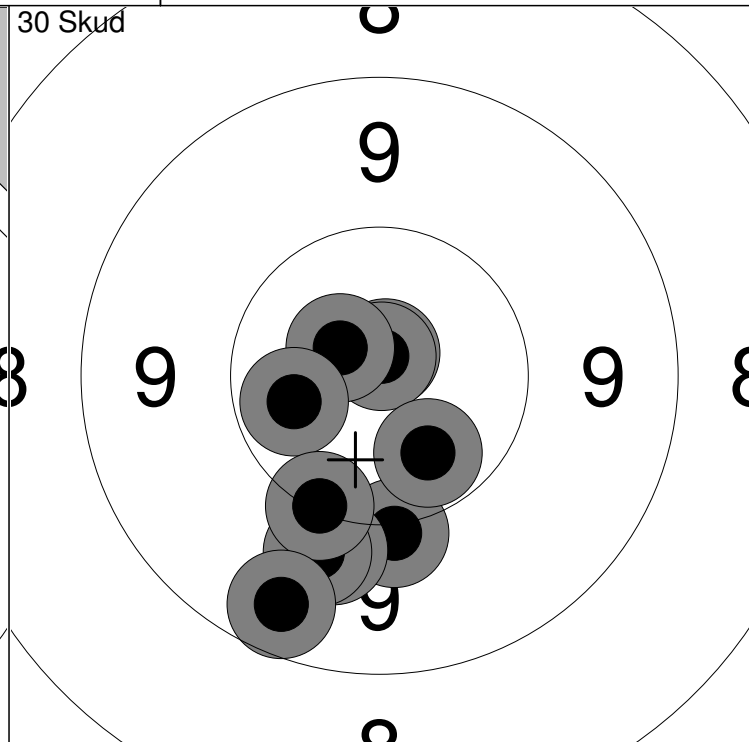
Emil Riis Wolfhagen

Vadum Skf.

Prøve



30 Skud



1:	9.5	→
2:	10.1	→
3:	10.2	↖
4:	10.4	↓
5:	9.5	↓

6: 10.5 ↗

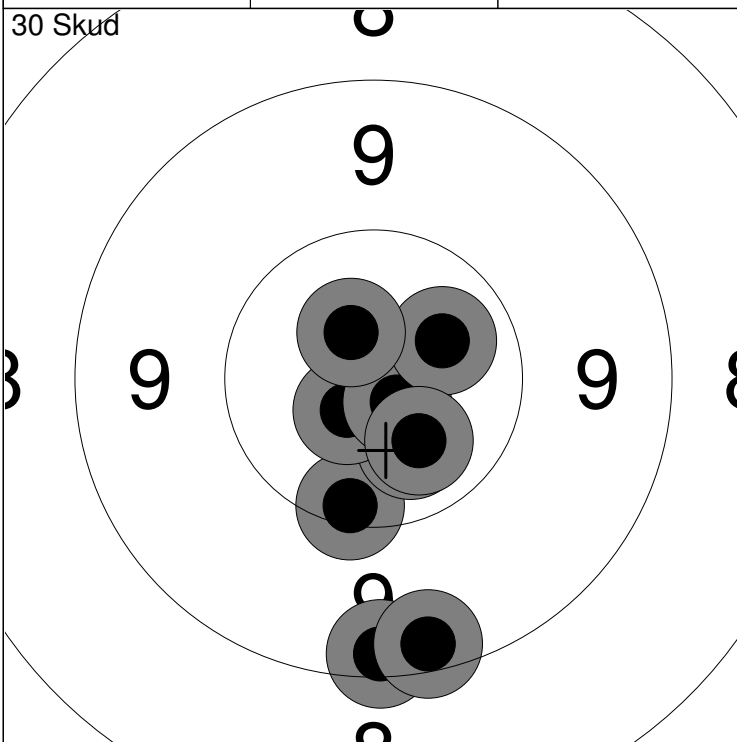
Serie	58.0
Total	0.0

1:	10.1	↓
2:	10.8	↑
3:	10.8	↑
4:	10.7	↖
5:	10.4	↓

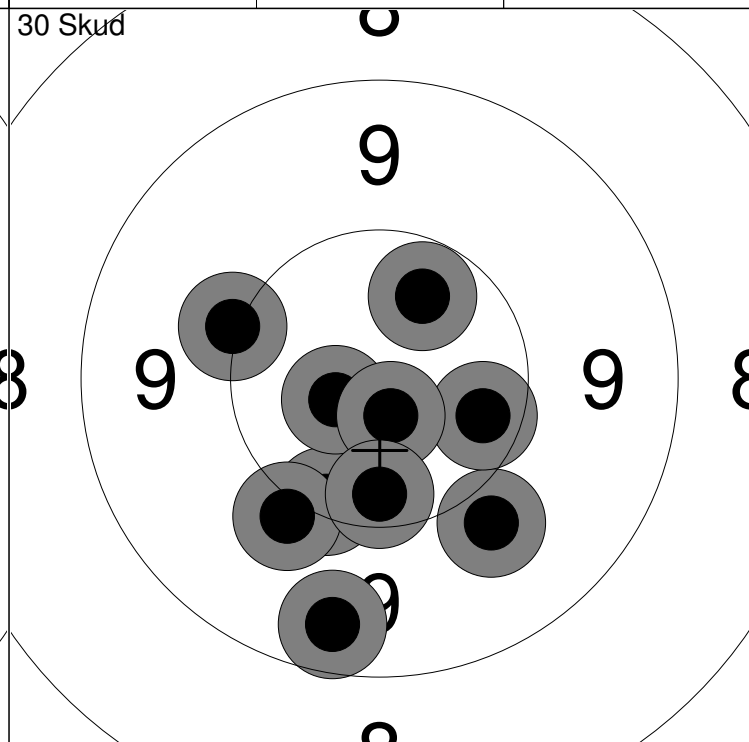
6:	9.9	↓
7:	9.9	↓
8:	10.4	←
9:	10.1	↓
10:	9.5	↓

Serie	97.0
Total	97.0

30 Skud



30 Skud



11:	10.6	↓
12:	10.2	↓
13:	9.3	↓
14:	9.3	↓
15:	10.5	↓

16:	10.7	↖
17:	10.8	↓
18:	10.5	↗
19:	10.5	↓
20:	10.7	↖

Serie	98.0
Total	195.0

21:	10.2	↓
22:	9.5	↓
23:	9.9	↓
24:	10.0	↓
25:	10.1	↖

26:	10.3	→
27:	10.7	↖
28:	10.7	↓
29:	10.3	↓
30:	10.4	↖

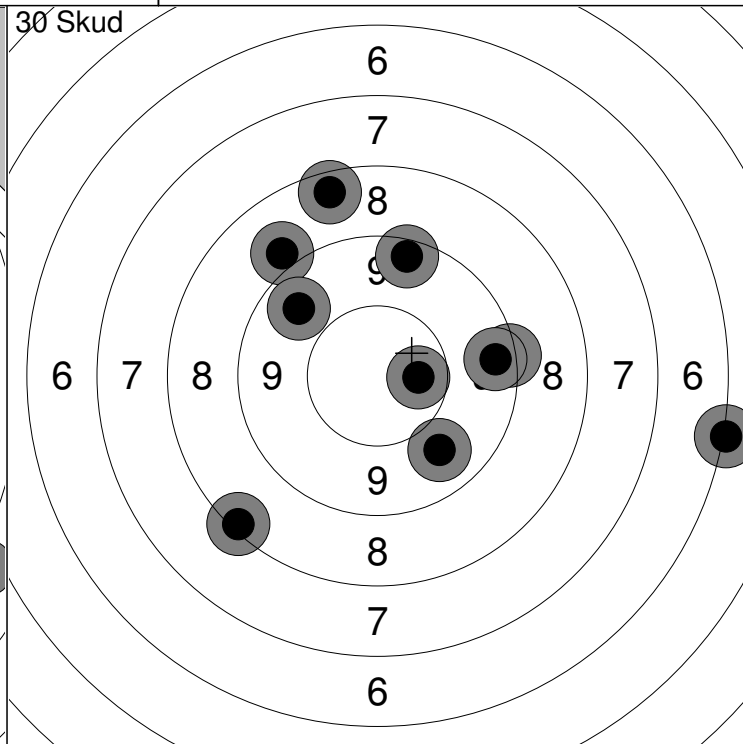
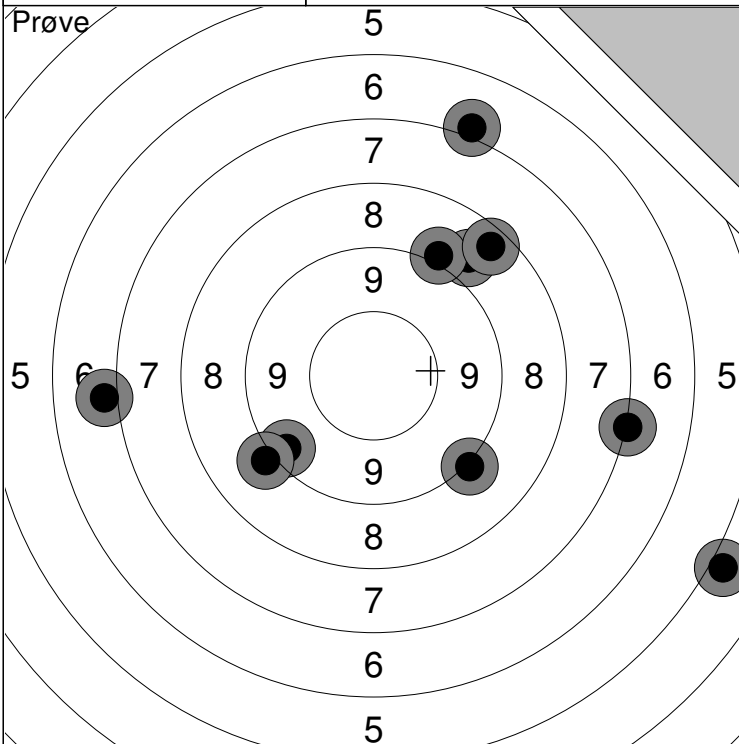
Serie	98.0
Total	293.0

Hold
147

Skive
2

Mikkel Bertelsen

Vadum Skf.

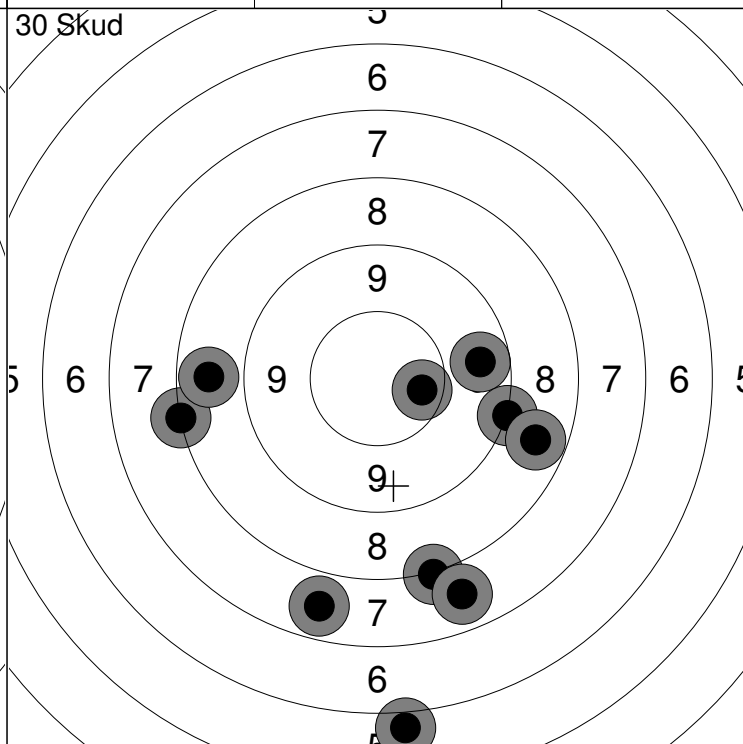
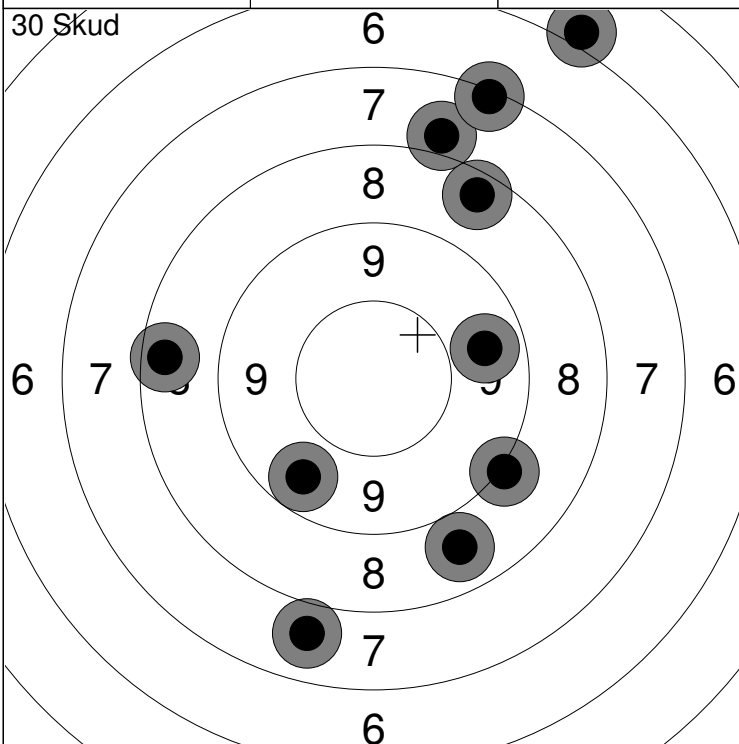


1: 7.1 →	6: 7.0 ↗
2: 7.0 ←	7: 9.1 ↘
3: 8.8 ↗	8: 5.0 →
4: 9.4 ↙	9: 9.0 ↙
5: 9.1 ↗	10: 8.5 ↗

Serie	78.0
Total	0.0

1: 10.5 →	6: 9.8 ↘
2: 8.5 ↗	7: 9.5 →
3: 6.1 →	8: 9.0 ↗
4: 8.3 ↙	9: 9.4 ↗
5: 9.3 →	10: 9.7 ↙

Serie	86.0
Total	86.0



11: 6.0 ↗	16: 7.8 ↘
12: 7.9 ↗	17: 8.5 ↗
13: 9.1 ↘	18: 9.7 →
14: 7.3 ↗	19: 8.7 ↘
15: 8.5 ←	20: 9.6 ↘

Serie	78.0
Total	164.0

21: 8.2 ←	26: 10.4 →
22: 8.1 ↘	27: 9.2 →
23: 9.6 →	28: 8.6 →
24: 5.9 ↘	29: 7.7 ↘
25: 7.7 ↘	30: 8.7 ←

Serie	79.0
Total	243.0

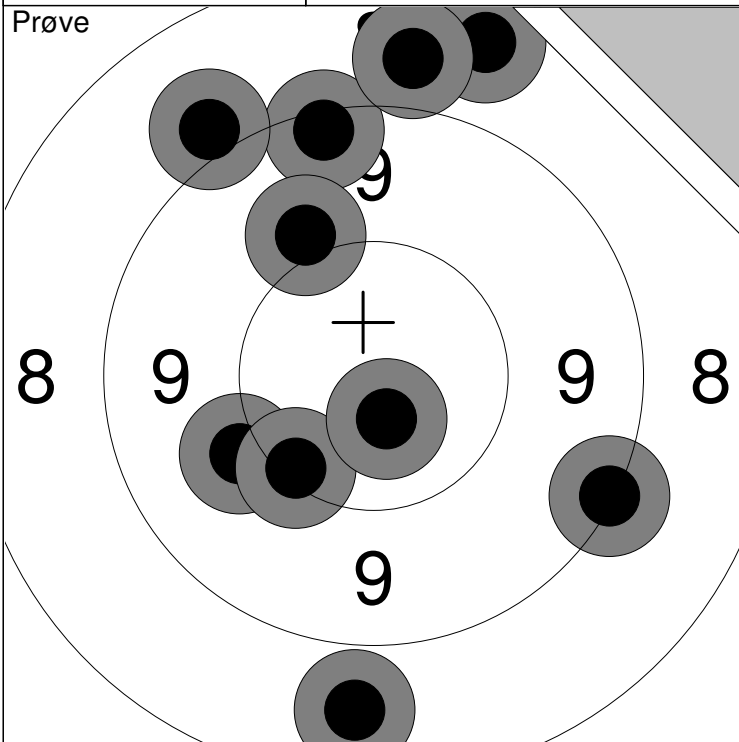
Hold
147

Skive
3

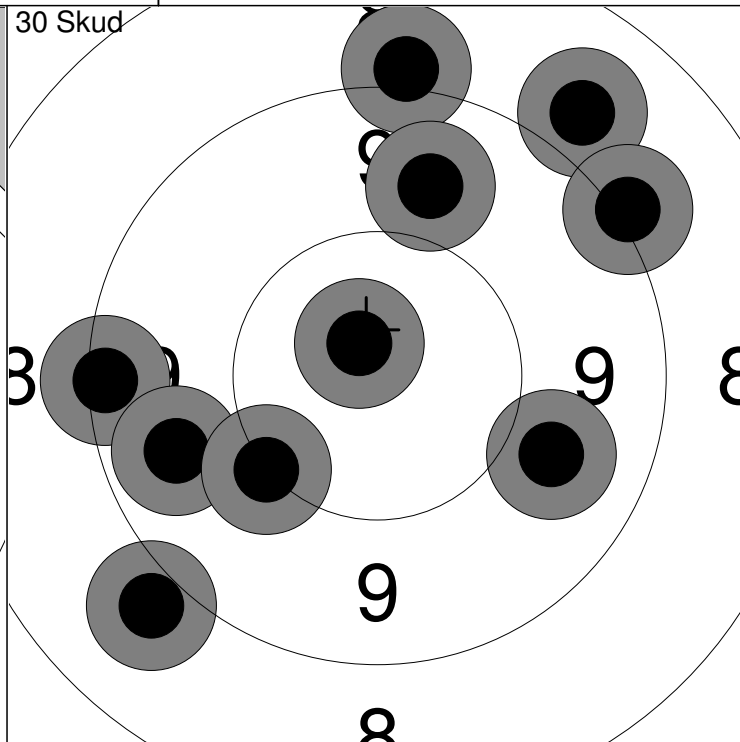
Ole M. Nielsen

Ulsted Skf.

Prøve



30 Skud



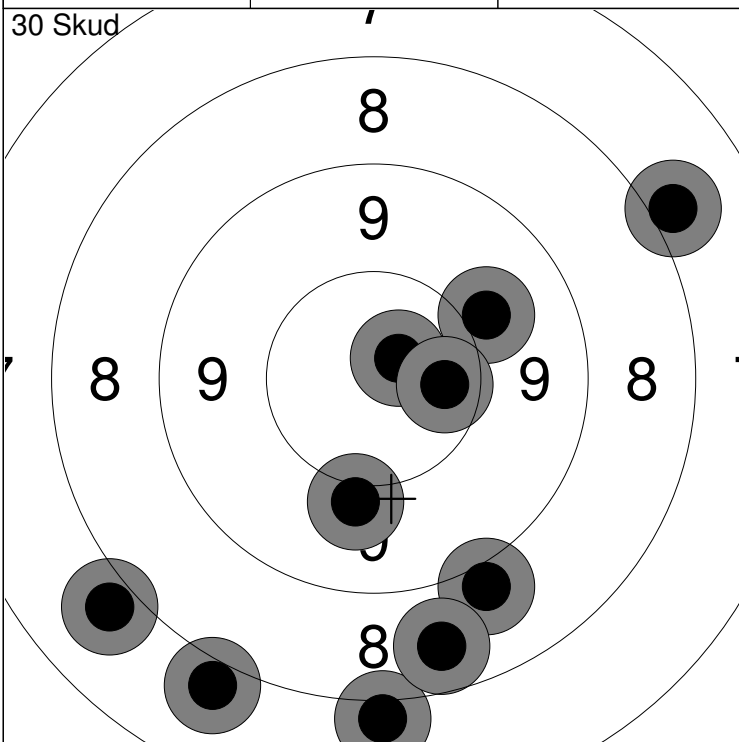
1: 9.3	↑	6: 10.0	↗
2: 8.6	↑	7: 9.0	↗
3: 9.2	↘	8: 8.7	↓
4: 8.8	↑	9: 10.2	↘
5: 10.0	↙	10: 10.7	↓

Serie	91.0
Total	0.0

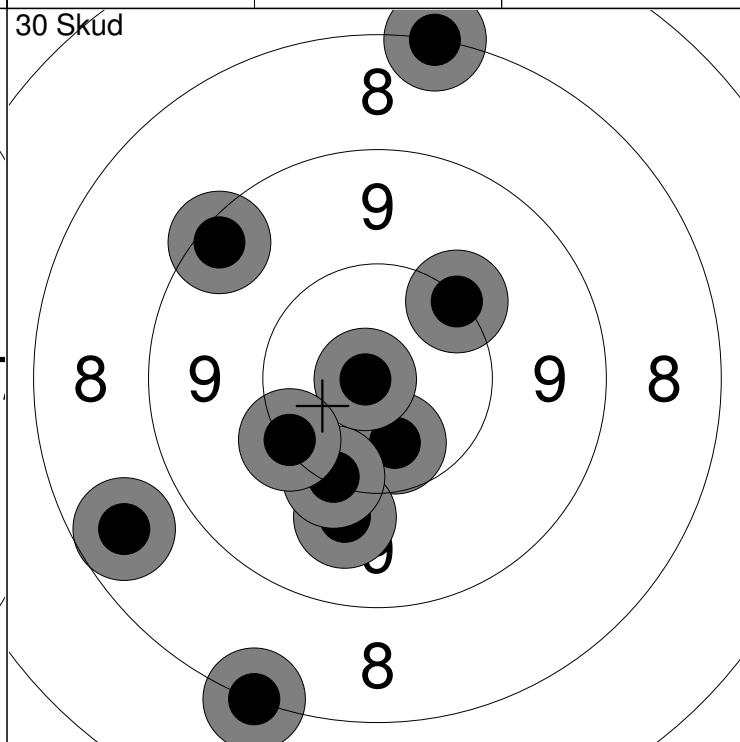
1: 10.7	↖	6: 8.9	↗
2: 9.0	↑	7: 9.8	↑
3: 9.3	←	8: 10.1	↙
4: 9.7	↙	9: 9.9	↘
5: 8.9	↙	10: 9.1	↗

Serie	90.0
Total	90.0

30 Skud



30 Skud



11: 10.7	↗	16: 8.0	↓
12: 7.9	↘	17: 9.0	↘
13: 7.9	↙	18: 8.0	↗
14: 10.0	↗	19: 10.0	↓
15: 10.4	→	20: 8.6	↓

Serie	87.0
Total	177.0

21: 10.5	↓	26: 8.6	↙
22: 9.4	↖	27: 10.9	←
23: 9.9	↓	28: 8.2	↓
24: 10.2	↗	29: 10.2	↙
25: 10.2	↘	30: 8.2	↑

Serie	92.0
Total	269.0

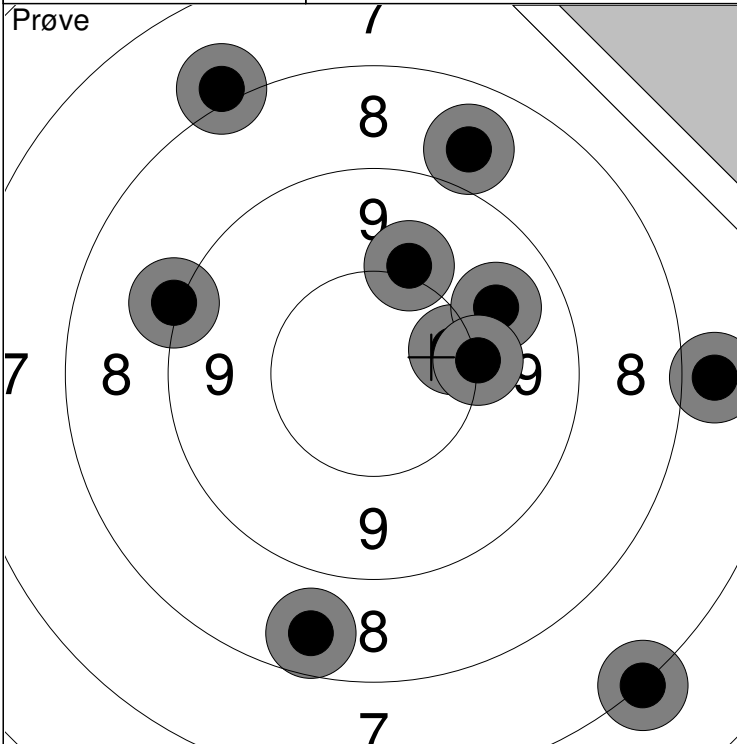
Hold
147

Skive
4

Jette Kaasing

Mou & Omegns Skf.

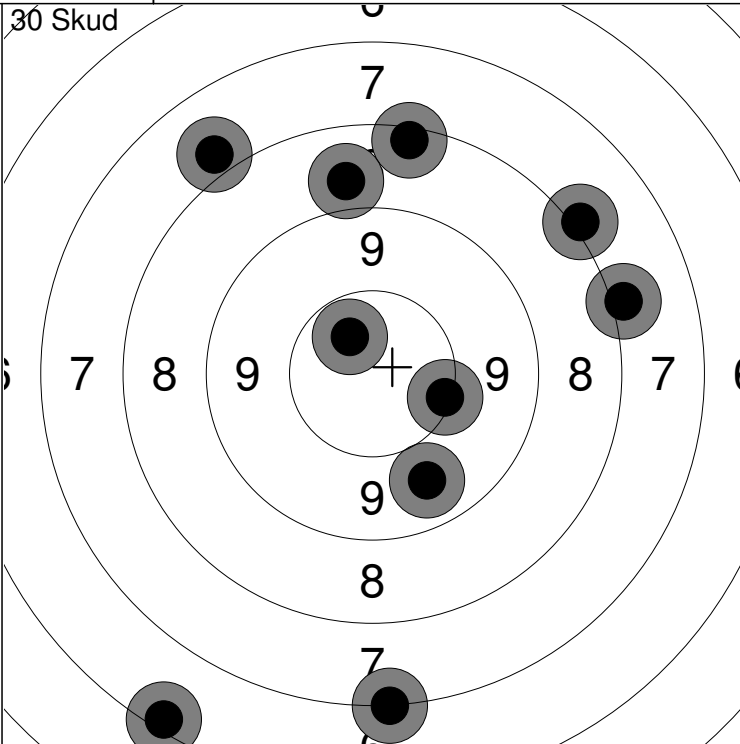
Prøve



1: 10.3	→	6: 9.8	↗
2: 8.8	↑	7: 10.0	↑
3: 8.0	↗	8: 7.9	→
4: 9.1	↖	9: 10.1	→
5: 7.2	↘	10: 8.6	↘

Serie	86.0
Total	0.0

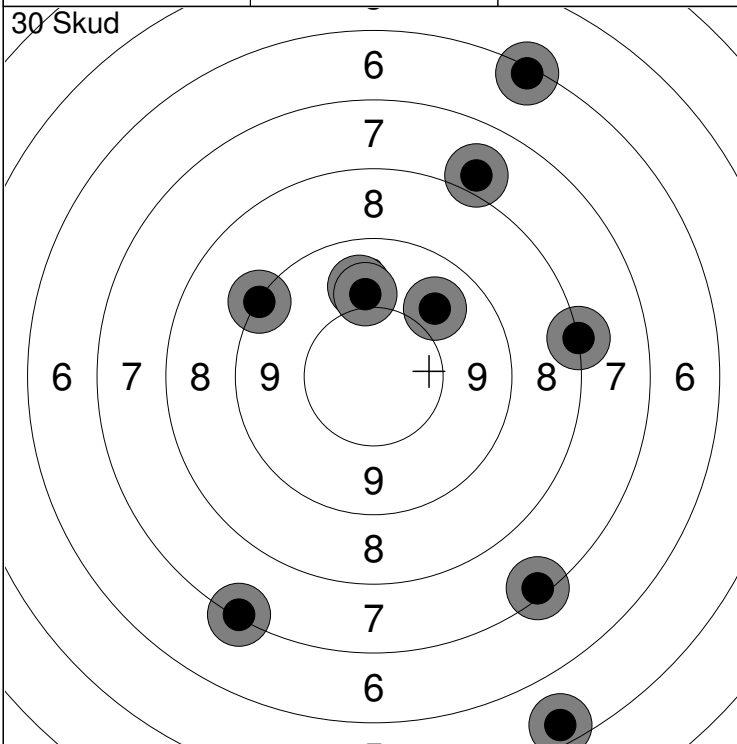
30 Skud



1: 9.7	↘	6: 7.9	↖
2: 8.1	↗	7: 8.8	↑
3: 10.2	→	8: 7.2	↘
4: 10.5	↖	9: 6.3	↘
5: 8.3	↑	10: 8.0	→

Serie	81.0
Total	81.0

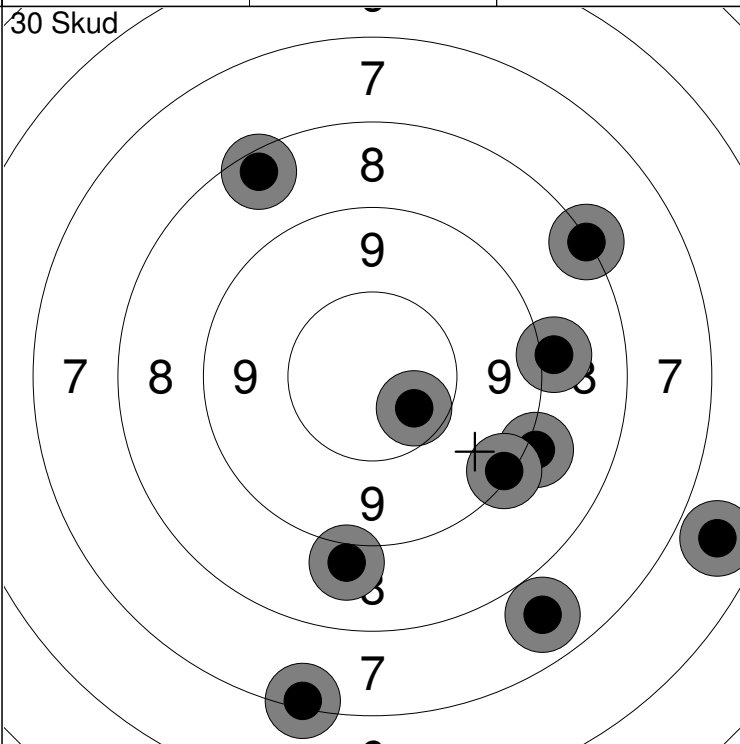
30 Skud



11: 9.9	↑	16: 7.3	↘
12: 9.9	↗	17: 7.9	↗
13: 7.2	↘	18: 6.3	↗
14: 8.2	→	19: 9.2	↖
15: 5.5	↘	20: 10.0	↑

Serie	77.0
Total	158.0

30 Skud



21: 10.4	↘	26: 7.7	↘
22: 8.4	↗	27: 9.0	↘
23: 9.0	→	28: 9.1	→
24: 6.7	↘	29: 8.2	↗
25: 7.3	↘	30: 9.3	↘

Serie	82.0
Total	240.0

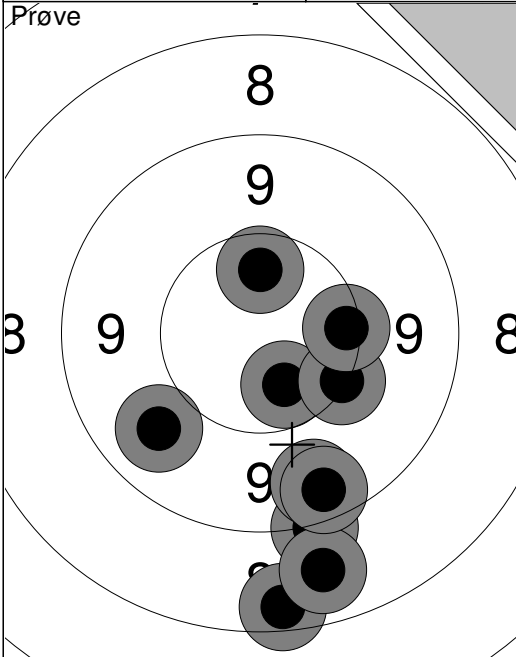
Hold
147

Skive
5

Emil Riis Wolfhagen

Vadum Skf.

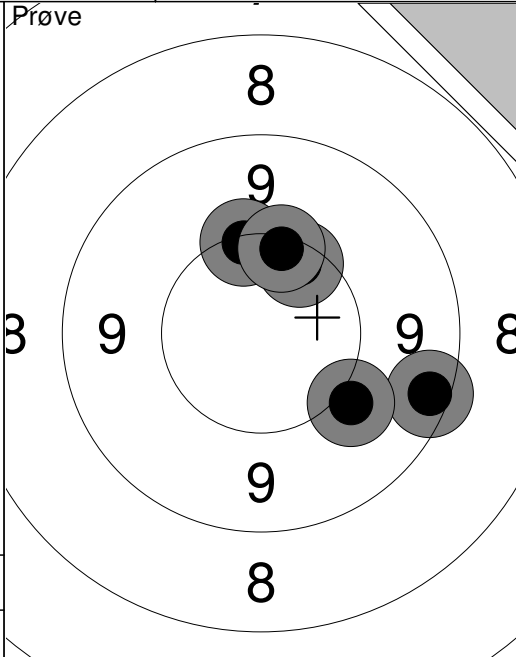
Prøve



- 1: 9.8 ↙
- 2: 9.1 ↘
- 3: 10.5 ↘
- 4: 10.2 ↘
- 5: 8.4 ↘
- 6: 8.7 ↘
- 7: 9.6 ↘
- 8: 10.4 ↑
- 9: 9.5 ↘
- 10: 10.2 →

Serie 92.0
Total 0.0

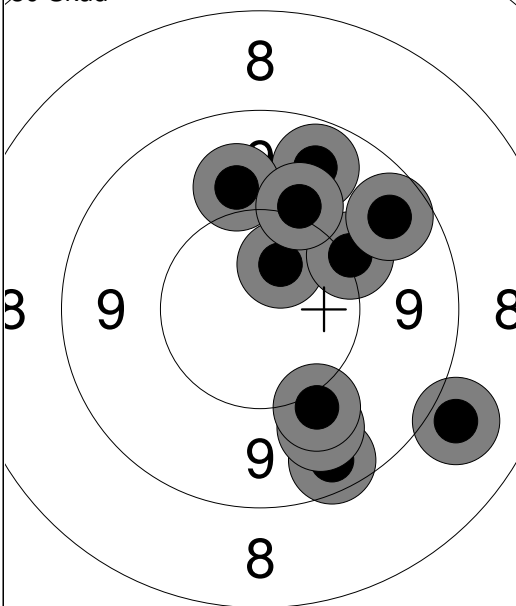
Prøve



- 11: 9.4 →
- 12: 10.3 ↗
- 13: 10.2 ↗
- 14: 10.0 ↘
- 15: 10.2 ↑

Serie 49.0
Total 0.0

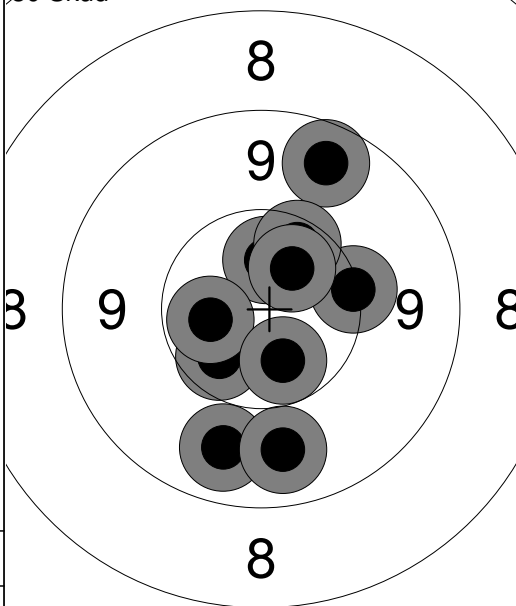
30 Skud



- 1: 9.6 ↗
- 2: 10.5 ↗
- 3: 10.1 ↗
- 4: 9.9 ↗
- 5: 9.6 ↗
- 6: 9.5 ↘
- 7: 8.9 ↘
- 8: 9.8 ↘
- 9: 10.0 ↘
- 10: 10.0 ↑

Serie 93.0
Total 93.0

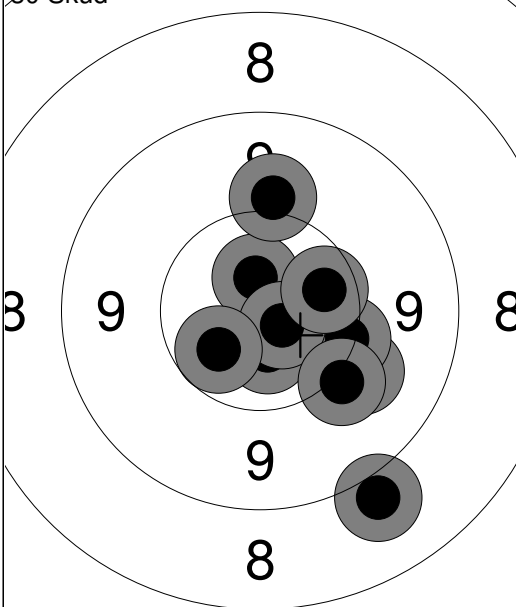
30 Skud



- 11: 10.2 →
- 12: 10.5 ↑
- 13: 9.6 ↗
- 14: 10.4 ↘
- 15: 10.5 ←
- 16: 10.3 ↗
- 17: 10.5 ↘
- 18: 10.5 ↗
- 19: 9.7 ↘
- 20: 9.7 ↘

Serie 97.0
Total 190.0

30 Skud



- 21: 10.7 ↑
- 22: 10.0 ↘
- 23: 10.2 →
- 24: 9.0 ↘
- 25: 10.6 ↘
- 26: 10.7 ↘
- 27: 10.0 ↑
- 28: 10.5 ↘
- 29: 10.4 →
- 30: 10.1 ↘

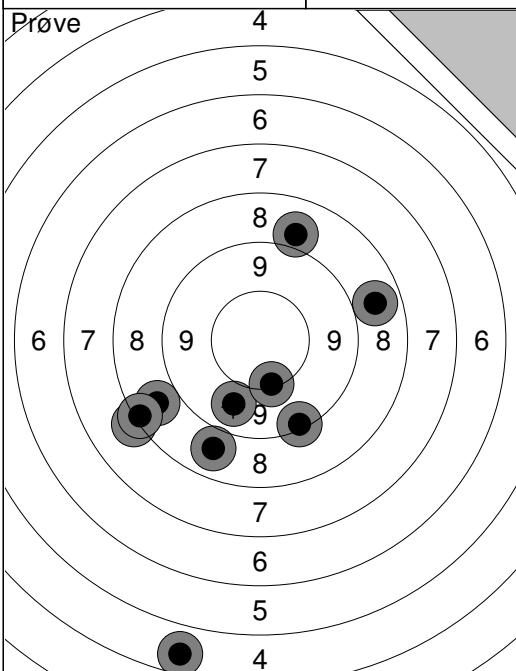
Serie 99.0
Total 289.0

Hold
147

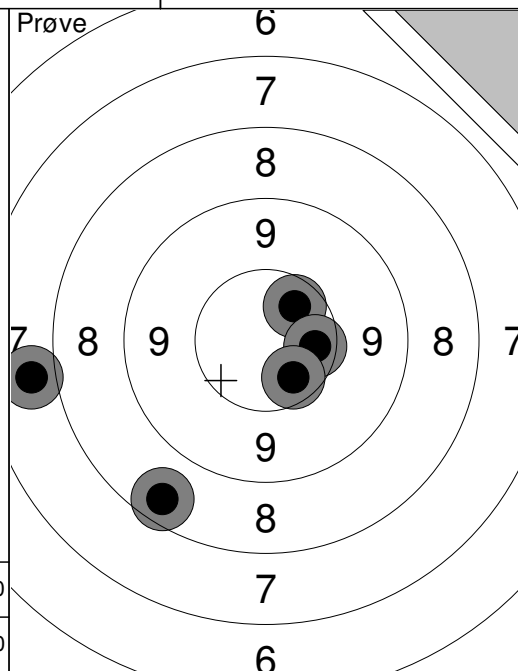
Skive
6

Egon Østergaard

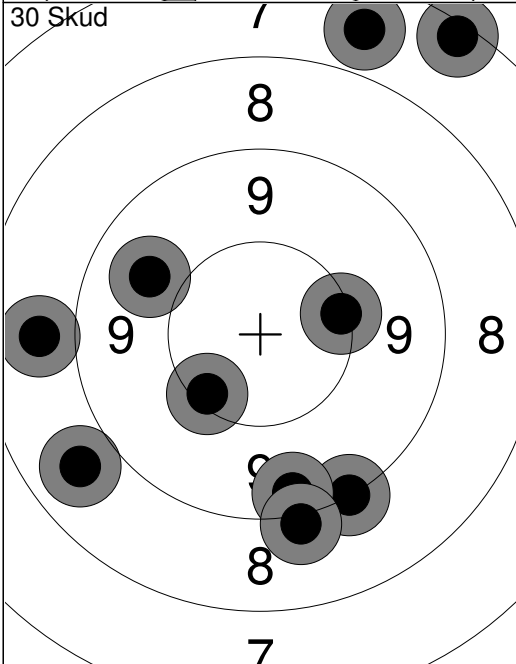
Løgstør Skyttelaug



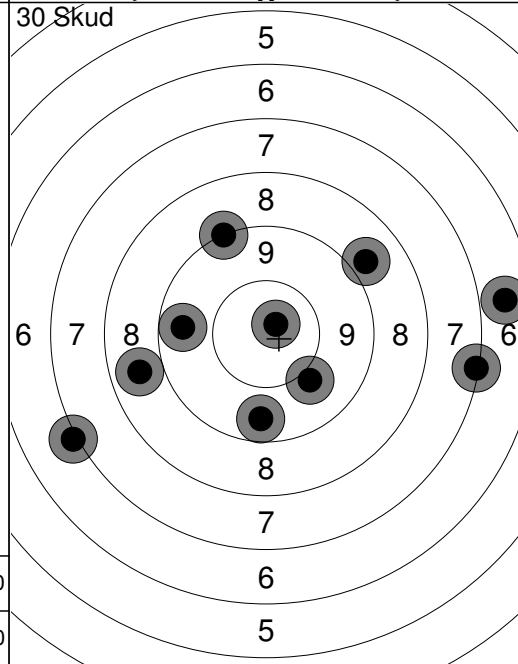
1:	9.3	↘
2:	8.8	↘
3:	9.8	↘
4:	8.7	→
5:	8.7	←
6:	4.6	↘
7:	10.2	↘
8:	8.1	←
9:	8.3	←
10:	8.9	↗
Serie	80.0	
Total	0.0	



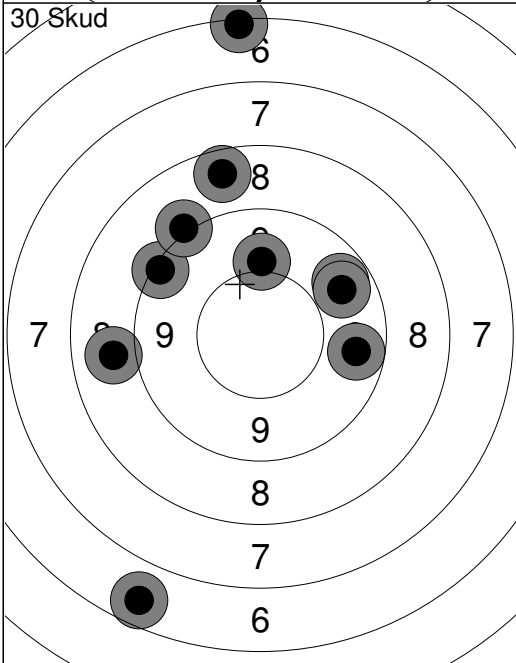
11:	10.4	↗
12:	7.8	←
13:	10.4	→
14:	10.4	↘
15:	8.5	↘
Serie	45.0	
Total	0.0	



1:	8.8	←
2:	9.2	↘
3:	9.4	↘
4:	9.8	↖
5:	10.2	→
6:	9.1	↘
7:	7.7	↗
8:	8.8	←
9:	10.2	↘
10:	7.3	↗
Serie	86.0	
Total	86.0	



11:	7.2	→
12:	7.1	←
13:	10.0	↘
14:	6.7	→
15:	9.6	←
16:	10.7	↗
17:	8.9	↗
18:	8.7	←
19:	9.2	↗
20:	9.6	↘
Serie	83.0	
Total	169.0	



21:	9.7	↗
22:	9.3	↖
23:	10.0	↑
24:	9.6	→
25:	6.2	↑
26:	6.6	↘
27:	9.7	↗
28:	8.8	←
29:	8.6	↑
30:	9.1	↖
Serie	83.0	
Total	252.0	

<p>Prøve</p>	<table style="width:100%; border-collapse: collapse;"> <tr><td style="text-align: right;">1:</td><td style="text-align: right;">9.5</td><td style="text-align: center;">↓</td></tr> <tr><td style="text-align: right;">2:</td><td style="text-align: right;">9.3</td><td style="text-align: center;">↑</td></tr> <tr><td style="text-align: right;">3:</td><td style="text-align: right;">9.9</td><td style="text-align: center;">↓</td></tr> <tr><td style="text-align: right;">4:</td><td style="text-align: right;">9.8</td><td style="text-align: center;">→</td></tr> <tr><td style="text-align: right;">5:</td><td style="text-align: right;">10.4</td><td style="text-align: center;">↙</td></tr> </table> <table border="1" style="width:100%; border-collapse: collapse; margin-top: 10px;"> <tr> <td style="width:80%;">Serie</td> <td style="text-align: right;">46.0</td> </tr> <tr> <td>Total</td> <td style="text-align: right;">0.0</td> </tr> </table>	1:	9.5	↓	2:	9.3	↑	3:	9.9	↓	4:	9.8	→	5:	10.4	↙	Serie	46.0	Total	0.0
1:	9.5	↓																		
2:	9.3	↑																		
3:	9.9	↓																		
4:	9.8	→																		
5:	10.4	↙																		
Serie	46.0																			
Total	0.0																			

<p>20 Skud</p>	<table style="width:100%; border-collapse: collapse;"> <tr><td style="text-align: right;">1:</td><td style="text-align: right;">10.0</td><td style="text-align: center;">→</td></tr> <tr><td style="text-align: right;">2:</td><td style="text-align: right;">*10.7</td><td style="text-align: center;">↑</td></tr> <tr><td style="text-align: right;">3:</td><td style="text-align: right;">9.7</td><td style="text-align: center;">↓</td></tr> <tr><td style="text-align: right;">4:</td><td style="text-align: right;">10.1</td><td style="text-align: center;">→</td></tr> <tr><td style="text-align: right;">5:</td><td style="text-align: right;">9.8</td><td style="text-align: center;">↓</td></tr> <tr><td style="text-align: right;">6:</td><td style="text-align: right;">*10.5</td><td style="text-align: center;">↙</td></tr> <tr><td style="text-align: right;">7:</td><td style="text-align: right;">10.0</td><td style="text-align: center;">→</td></tr> <tr><td style="text-align: right;">8:</td><td style="text-align: right;">10.0</td><td style="text-align: center;">↑</td></tr> <tr><td style="text-align: right;">9:</td><td style="text-align: right;">10.1</td><td style="text-align: center;">↗</td></tr> <tr><td style="text-align: right;">10:</td><td style="text-align: right;">*10.7</td><td style="text-align: center;">↙</td></tr> </table> <table border="1" style="width:100%; border-collapse: collapse; margin-top: 10px;"> <tr> <td style="width:80%;">Serie</td> <td style="text-align: right;">98.0</td> </tr> <tr> <td>Total</td> <td style="text-align: right;">98.0</td> </tr> </table>	1:	10.0	→	2:	*10.7	↑	3:	9.7	↓	4:	10.1	→	5:	9.8	↓	6:	*10.5	↙	7:	10.0	→	8:	10.0	↑	9:	10.1	↗	10:	*10.7	↙	Serie	98.0	Total	98.0
1:	10.0	→																																	
2:	*10.7	↑																																	
3:	9.7	↓																																	
4:	10.1	→																																	
5:	9.8	↓																																	
6:	*10.5	↙																																	
7:	10.0	→																																	
8:	10.0	↑																																	
9:	10.1	↗																																	
10:	*10.7	↙																																	
Serie	98.0																																		
Total	98.0																																		

<p>20 Skud</p>	<table style="width:100%; border-collapse: collapse;"> <tr><td style="text-align: right;">11:</td><td style="text-align: right;">10.4</td><td style="text-align: center;">→</td></tr> <tr><td style="text-align: right;">12:</td><td style="text-align: right;">10.2</td><td style="text-align: center;">↓</td></tr> <tr><td style="text-align: right;">13:</td><td style="text-align: right;">*10.6</td><td style="text-align: center;">→</td></tr> <tr><td style="text-align: right;">14:</td><td style="text-align: right;">9.6</td><td style="text-align: center;">↑</td></tr> <tr><td style="text-align: right;">15:</td><td style="text-align: right;">10.5</td><td style="text-align: center;">↗</td></tr> <tr><td style="text-align: right;">16:</td><td style="text-align: right;">*10.8</td><td style="text-align: center;">↗</td></tr> <tr><td style="text-align: right;">17:</td><td style="text-align: right;">10.1</td><td style="text-align: center;">←</td></tr> <tr><td style="text-align: right;">18:</td><td style="text-align: right;">9.9</td><td style="text-align: center;">→</td></tr> <tr><td style="text-align: right;">19:</td><td style="text-align: right;">*10.7</td><td style="text-align: center;">↗</td></tr> <tr><td style="text-align: right;">20:</td><td style="text-align: right;">*10.9</td><td style="text-align: center;">↙</td></tr> </table> <table border="1" style="width:100%; border-collapse: collapse; margin-top: 10px;"> <tr> <td style="width:80%;">Serie</td> <td style="text-align: right;">98.0</td> </tr> <tr> <td>Total</td> <td style="text-align: right;">196.0</td> </tr> </table>	11:	10.4	→	12:	10.2	↓	13:	*10.6	→	14:	9.6	↑	15:	10.5	↗	16:	*10.8	↗	17:	10.1	←	18:	9.9	→	19:	*10.7	↗	20:	*10.9	↙	Serie	98.0	Total	196.0
11:	10.4	→																																	
12:	10.2	↓																																	
13:	*10.6	→																																	
14:	9.6	↑																																	
15:	10.5	↗																																	
16:	*10.8	↗																																	
17:	10.1	←																																	
18:	9.9	→																																	
19:	*10.7	↗																																	
20:	*10.9	↙																																	
Serie	98.0																																		
Total	196.0																																		

<p>Prøve</p>	<table style="width:100%; border-collapse: collapse;"> <tr> <td style="width:10%; text-align: right;">1:</td> <td style="width:60%;">10.1</td> <td style="width:10%; text-align: center;">↑</td> </tr> <tr> <td style="text-align: right;">2:</td> <td>*10.7</td> <td style="text-align: center;">↗</td> </tr> <tr> <td style="text-align: right;">3:</td> <td>*10.6</td> <td style="text-align: center;">↘</td> </tr> </table> <hr/> <table style="width:100%; border-collapse: collapse;"> <tr> <td style="width:10%;">Serie</td> <td style="width:80%;"></td> <td style="width:10%; text-align: right;">30.0</td> </tr> <tr> <td>Total</td> <td></td> <td style="text-align: right;">0.0</td> </tr> </table>	1:	10.1	↑	2:	*10.7	↗	3:	*10.6	↘	Serie		30.0	Total		0.0
1:	10.1	↑														
2:	*10.7	↗														
3:	*10.6	↘														
Serie		30.0														
Total		0.0														

<p>20 Skud</p>	<table style="width:100%; border-collapse: collapse;"> <tr> <td style="width:10%; text-align: right;">1:</td> <td style="width:60%;">10.5</td> <td style="width:10%; text-align: center;">↘</td> </tr> <tr> <td style="text-align: right;">2:</td> <td>10.4</td> <td style="text-align: center;">↗</td> </tr> <tr> <td style="text-align: right;">3:</td> <td>*10.8</td> <td style="text-align: center;">↘</td> </tr> <tr> <td style="text-align: right;">4:</td> <td>*10.7</td> <td style="text-align: center;">↗</td> </tr> <tr> <td style="text-align: right;">5:</td> <td>10.4</td> <td style="text-align: center;">↘</td> </tr> <tr> <td style="text-align: right;">6:</td> <td>*10.6</td> <td style="text-align: center;">↘</td> </tr> <tr> <td style="text-align: right;">7:</td> <td>*10.6</td> <td style="text-align: center;">↗</td> </tr> <tr> <td style="text-align: right;">8:</td> <td>10.5</td> <td style="text-align: center;">↙</td> </tr> <tr> <td style="text-align: right;">9:</td> <td>*10.6</td> <td style="text-align: center;">↘</td> </tr> <tr> <td style="text-align: right;">10:</td> <td>*10.5</td> <td style="text-align: center;">→</td> </tr> </table> <hr/> <table style="width:100%; border-collapse: collapse;"> <tr> <td style="width:10%;">Serie</td> <td style="width:80%;"></td> <td style="width:10%; text-align: right;">100.0</td> </tr> <tr> <td>Total</td> <td></td> <td style="text-align: right;">100.0</td> </tr> </table>	1:	10.5	↘	2:	10.4	↗	3:	*10.8	↘	4:	*10.7	↗	5:	10.4	↘	6:	*10.6	↘	7:	*10.6	↗	8:	10.5	↙	9:	*10.6	↘	10:	*10.5	→	Serie		100.0	Total		100.0
1:	10.5	↘																																			
2:	10.4	↗																																			
3:	*10.8	↘																																			
4:	*10.7	↗																																			
5:	10.4	↘																																			
6:	*10.6	↘																																			
7:	*10.6	↗																																			
8:	10.5	↙																																			
9:	*10.6	↘																																			
10:	*10.5	→																																			
Serie		100.0																																			
Total		100.0																																			

<p>20 Skud</p>	<table style="width:100%; border-collapse: collapse;"> <tr> <td style="width:10%; text-align: right;">11:</td> <td style="width:60%;">10.1</td> <td style="width:10%; text-align: center;">↗</td> </tr> <tr> <td style="text-align: right;">12:</td> <td>*10.8</td> <td style="text-align: center;">↙</td> </tr> <tr> <td style="text-align: right;">13:</td> <td>*10.7</td> <td style="text-align: center;">↑</td> </tr> <tr> <td style="text-align: right;">14:</td> <td>10.3</td> <td style="text-align: center;">↑</td> </tr> <tr> <td style="text-align: right;">15:</td> <td>*10.7</td> <td style="text-align: center;">→</td> </tr> <tr> <td style="text-align: right;">16:</td> <td>*10.6</td> <td style="text-align: center;">↗</td> </tr> <tr> <td style="text-align: right;">17:</td> <td>10.1</td> <td style="text-align: center;">↘</td> </tr> <tr> <td style="text-align: right;">18:</td> <td>10.1</td> <td style="text-align: center;">↙</td> </tr> <tr> <td style="text-align: right;">19:</td> <td>*10.7</td> <td style="text-align: center;">↗</td> </tr> <tr> <td style="text-align: right;">20:</td> <td>*10.6</td> <td style="text-align: center;">↑</td> </tr> </table> <hr/> <table style="width:100%; border-collapse: collapse;"> <tr> <td style="width:10%;">Serie</td> <td style="width:80%;"></td> <td style="width:10%; text-align: right;">100.0</td> </tr> <tr> <td>Total</td> <td></td> <td style="text-align: right;">200.0</td> </tr> </table>	11:	10.1	↗	12:	*10.8	↙	13:	*10.7	↑	14:	10.3	↑	15:	*10.7	→	16:	*10.6	↗	17:	10.1	↘	18:	10.1	↙	19:	*10.7	↗	20:	*10.6	↑	Serie		100.0	Total		200.0
11:	10.1	↗																																			
12:	*10.8	↙																																			
13:	*10.7	↑																																			
14:	10.3	↑																																			
15:	*10.7	→																																			
16:	*10.6	↗																																			
17:	10.1	↘																																			
18:	10.1	↙																																			
19:	*10.7	↗																																			
20:	*10.6	↑																																			
Serie		100.0																																			
Total		200.0																																			

<p>Prøve</p>	<table style="width:100%; border-collapse: collapse;"> <tr><td style="text-align: right;">1:</td><td style="text-align: right;">9.5</td><td style="text-align: right;">↗</td></tr> <tr><td style="text-align: right;">2:</td><td style="text-align: right;">10.0</td><td style="text-align: right;">↖</td></tr> <tr><td style="text-align: right;">3:</td><td style="text-align: right;">10.3</td><td style="text-align: right;">↙</td></tr> <tr><td style="text-align: right;">4:</td><td style="text-align: right;">10.1</td><td style="text-align: right;">↖</td></tr> <tr><td style="text-align: right;">5:</td><td style="text-align: right;">9.9</td><td style="text-align: right;">↗</td></tr> <tr><td style="text-align: right;">6:</td><td style="text-align: right;">10.3</td><td style="text-align: right;">→</td></tr> <tr><td style="text-align: right;">7:</td><td style="text-align: right;">*10.7</td><td style="text-align: right;">↙</td></tr> </table> <table border="1" style="width:100%; border-collapse: collapse; margin-top: 5px;"> <tr> <td style="width:80%;">Serie</td> <td style="text-align: right;">68.0</td> </tr> <tr> <td>Total</td> <td style="text-align: right;">0.0</td> </tr> </table>	1:	9.5	↗	2:	10.0	↖	3:	10.3	↙	4:	10.1	↖	5:	9.9	↗	6:	10.3	→	7:	*10.7	↙	Serie	68.0	Total	0.0
1:	9.5	↗																								
2:	10.0	↖																								
3:	10.3	↙																								
4:	10.1	↖																								
5:	9.9	↗																								
6:	10.3	→																								
7:	*10.7	↙																								
Serie	68.0																									
Total	0.0																									

<p>20 Skud</p>	<table style="width:100%; border-collapse: collapse;"> <tr><td style="text-align: right;">1:</td><td style="text-align: right;">*10.6</td><td style="text-align: right;">↗</td></tr> <tr><td style="text-align: right;">2:</td><td style="text-align: right;">10.3</td><td style="text-align: right;">↗</td></tr> <tr><td style="text-align: right;">3:</td><td style="text-align: right;">*10.6</td><td style="text-align: right;">↗</td></tr> <tr><td style="text-align: right;">4:</td><td style="text-align: right;">10.4</td><td style="text-align: right;">↙</td></tr> <tr><td style="text-align: right;">5:</td><td style="text-align: right;">*10.5</td><td style="text-align: right;">↙</td></tr> <tr><td style="text-align: right;">6:</td><td style="text-align: right;">9.8</td><td style="text-align: right;">↙</td></tr> <tr><td style="text-align: right;">7:</td><td style="text-align: right;">10.4</td><td style="text-align: right;">→</td></tr> <tr><td style="text-align: right;">8:</td><td style="text-align: right;">10.2</td><td style="text-align: right;">↗</td></tr> <tr><td style="text-align: right;">9:</td><td style="text-align: right;">*10.8</td><td style="text-align: right;">→</td></tr> <tr><td style="text-align: right;">10:</td><td style="text-align: right;">*10.8</td><td style="text-align: right;">↖</td></tr> </table> <table border="1" style="width:100%; border-collapse: collapse; margin-top: 5px;"> <tr> <td style="width:80%;">Serie</td> <td style="text-align: right;">99.0</td> </tr> <tr> <td>Total</td> <td style="text-align: right;">99.0</td> </tr> </table>	1:	*10.6	↗	2:	10.3	↗	3:	*10.6	↗	4:	10.4	↙	5:	*10.5	↙	6:	9.8	↙	7:	10.4	→	8:	10.2	↗	9:	*10.8	→	10:	*10.8	↖	Serie	99.0	Total	99.0
1:	*10.6	↗																																	
2:	10.3	↗																																	
3:	*10.6	↗																																	
4:	10.4	↙																																	
5:	*10.5	↙																																	
6:	9.8	↙																																	
7:	10.4	→																																	
8:	10.2	↗																																	
9:	*10.8	→																																	
10:	*10.8	↖																																	
Serie	99.0																																		
Total	99.0																																		

<p>20 Skud</p>	<table style="width:100%; border-collapse: collapse;"> <tr><td style="text-align: right;">11:</td><td style="text-align: right;">10.4</td><td style="text-align: right;">↙</td></tr> <tr><td style="text-align: right;">12:</td><td style="text-align: right;">9.9</td><td style="text-align: right;">↗</td></tr> <tr><td style="text-align: right;">13:</td><td style="text-align: right;">*10.6</td><td style="text-align: right;">↗</td></tr> <tr><td style="text-align: right;">14:</td><td style="text-align: right;">10.4</td><td style="text-align: right;">↖</td></tr> <tr><td style="text-align: right;">15:</td><td style="text-align: right;">10.2</td><td style="text-align: right;">↙</td></tr> <tr><td style="text-align: right;">16:</td><td style="text-align: right;">10.2</td><td style="text-align: right;">↖</td></tr> <tr><td style="text-align: right;">17:</td><td style="text-align: right;">10.4</td><td style="text-align: right;">↗</td></tr> <tr><td style="text-align: right;">18:</td><td style="text-align: right;">10.3</td><td style="text-align: right;">↗</td></tr> <tr><td style="text-align: right;">19:</td><td style="text-align: right;">*10.7</td><td style="text-align: right;">↖</td></tr> <tr><td style="text-align: right;">20:</td><td style="text-align: right;">10.5</td><td style="text-align: right;">↙</td></tr> </table> <table border="1" style="width:100%; border-collapse: collapse; margin-top: 5px;"> <tr> <td style="width:80%;">Serie</td> <td style="text-align: right;">99.0</td> </tr> <tr> <td>Total</td> <td style="text-align: right;">198.0</td> </tr> </table>	11:	10.4	↙	12:	9.9	↗	13:	*10.6	↗	14:	10.4	↖	15:	10.2	↙	16:	10.2	↖	17:	10.4	↗	18:	10.3	↗	19:	*10.7	↖	20:	10.5	↙	Serie	99.0	Total	198.0
11:	10.4	↙																																	
12:	9.9	↗																																	
13:	*10.6	↗																																	
14:	10.4	↖																																	
15:	10.2	↙																																	
16:	10.2	↖																																	
17:	10.4	↗																																	
18:	10.3	↗																																	
19:	*10.7	↖																																	
20:	10.5	↙																																	
Serie	99.0																																		
Total	198.0																																		

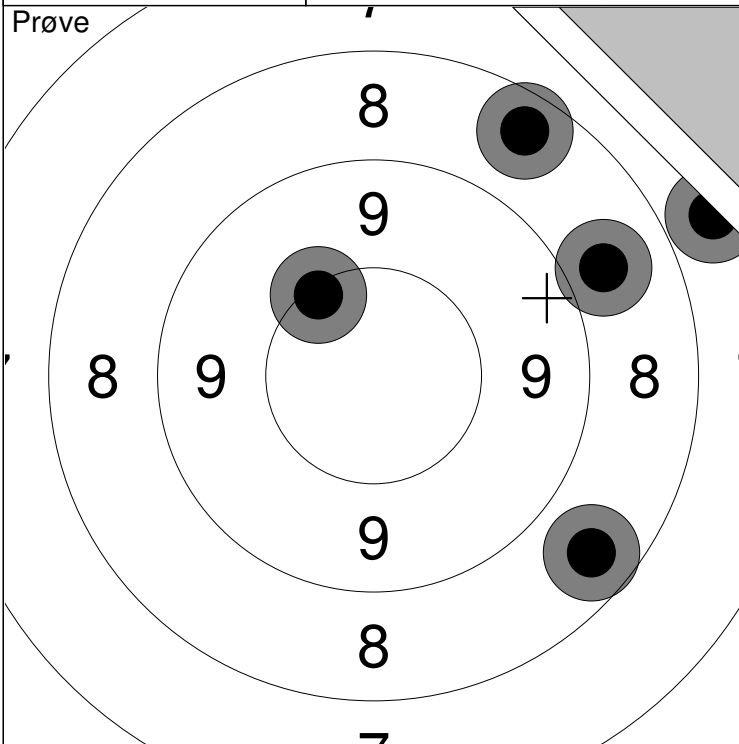
Hold
147

Skive
10

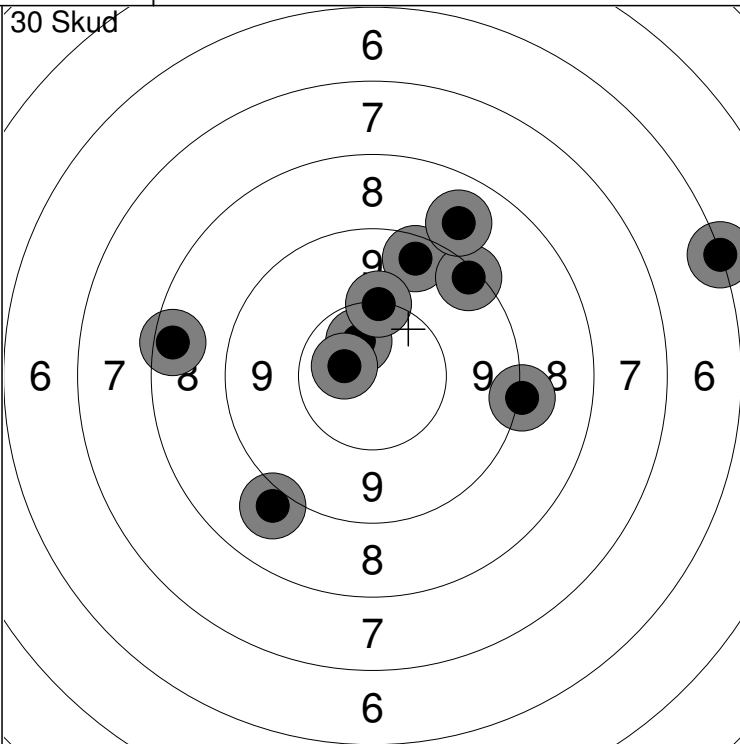
Flemming Hansen

Aalborg Skyttekreds

Prøve



30 Skud



1: 10.2 ↗
 2: 8.8 →
 3: 8.5 ↗
 4: 8.6 ↘
 5: 7.7 →

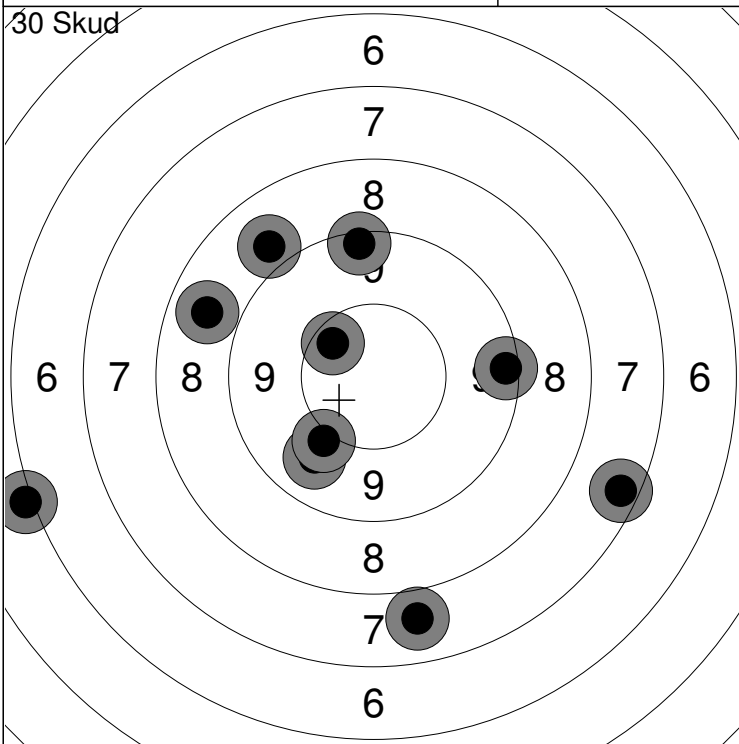
Serie 41.0
 Total 0.0

1: 9.5 ↗
 2: 10.5 ↗
 3: 9.3 ↗
 4: 8.8 ↗
 5: 9.0 ↘

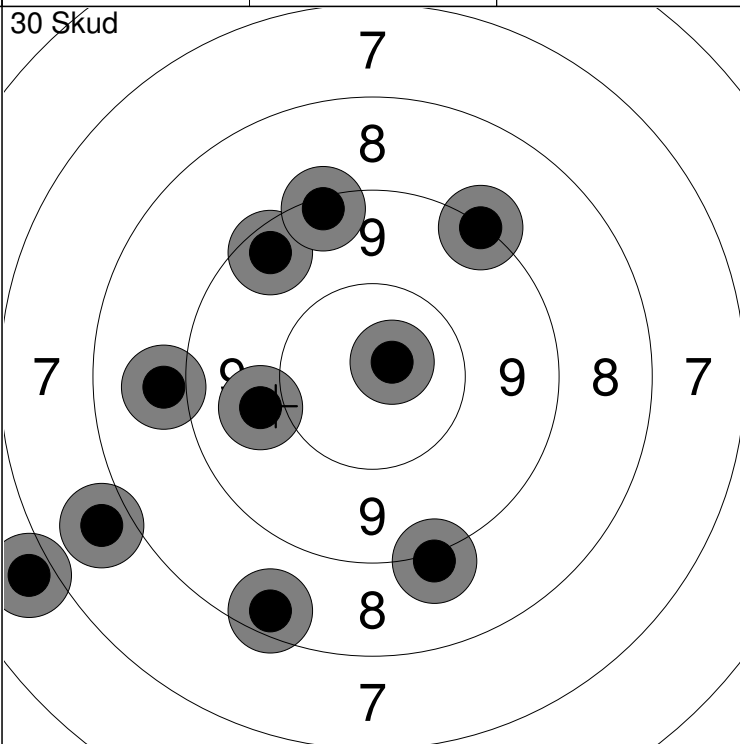
6: 10.6 ←
 7: 8.4 ←
 8: 10.2 ↑
 9: 6.2 →
 10: 9.1 →

Serie 88.0
 Total 88.0

30 Skud



30 Skud



11: 8.7 ←
 12: 6.1 ←
 13: 9.3 ↑
 14: 7.4 →
 15: 9.8 ↘

16: 9.3 →
 17: 8.9 ↗
 18: 10.0 ↘
 19: 7.8 ↘
 20: 10.4 ↗

Serie 83.0
 Total 171.0

21: 10.7 ↗
 22: 9.2 ↗
 23: 6.9 ←
 24: 7.9 ←
 25: 9.1 ↘

26: 9.9 ←
 27: 9.5 ↗
 28: 9.3 ↑
 29: 8.9 ←
 30: 8.4 ↘

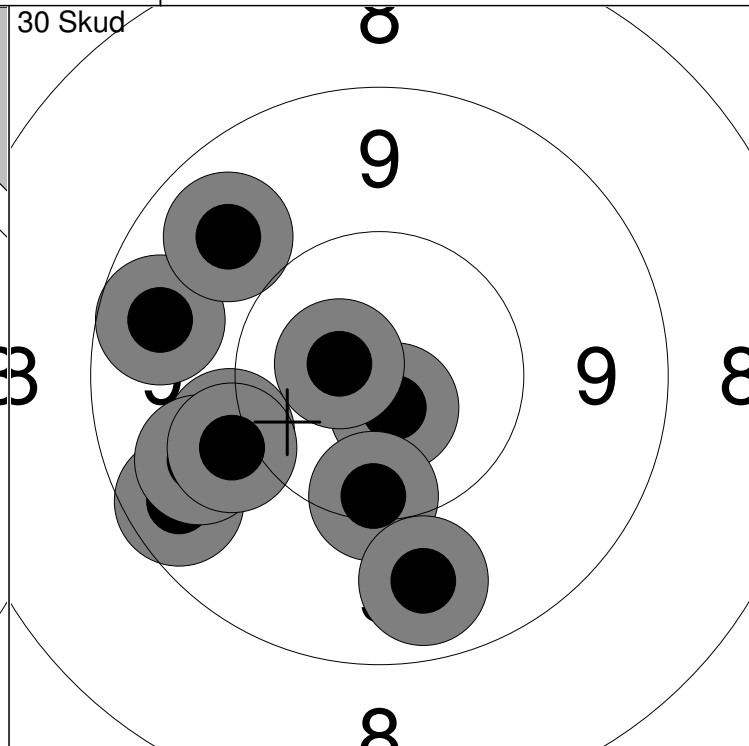
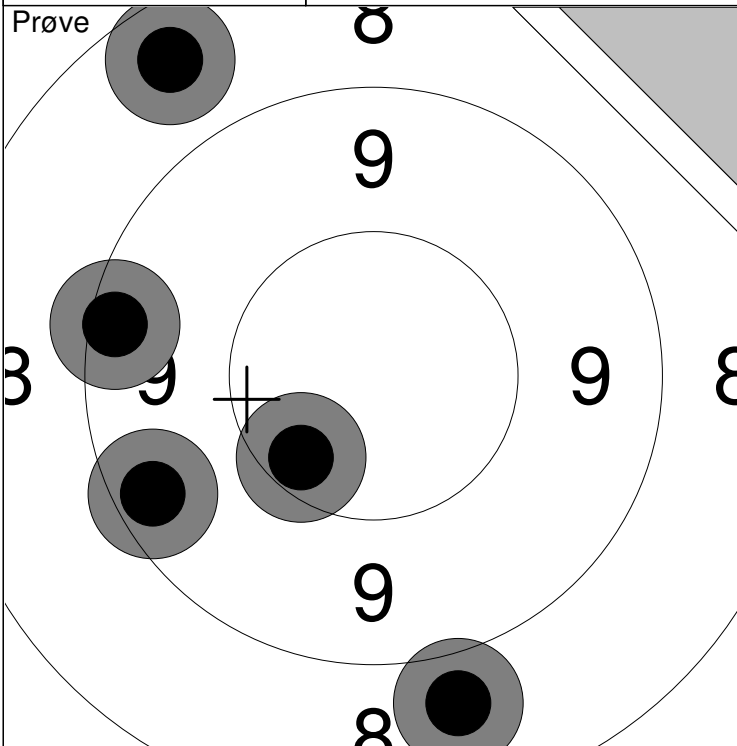
Serie 84.0
 Total 255.0

Hold
147

Skive
11

Peter Holmegaard

Aalborg Skyttekreds



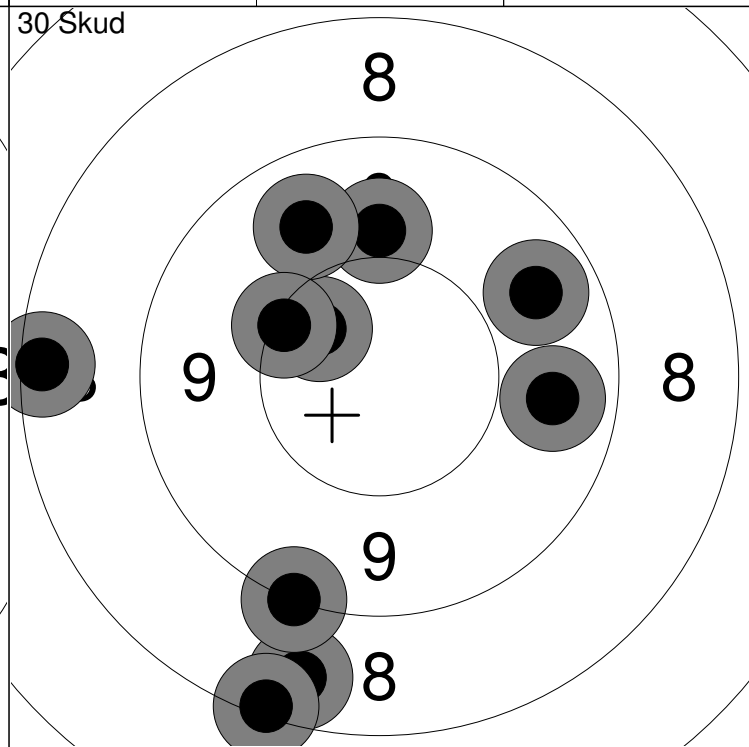
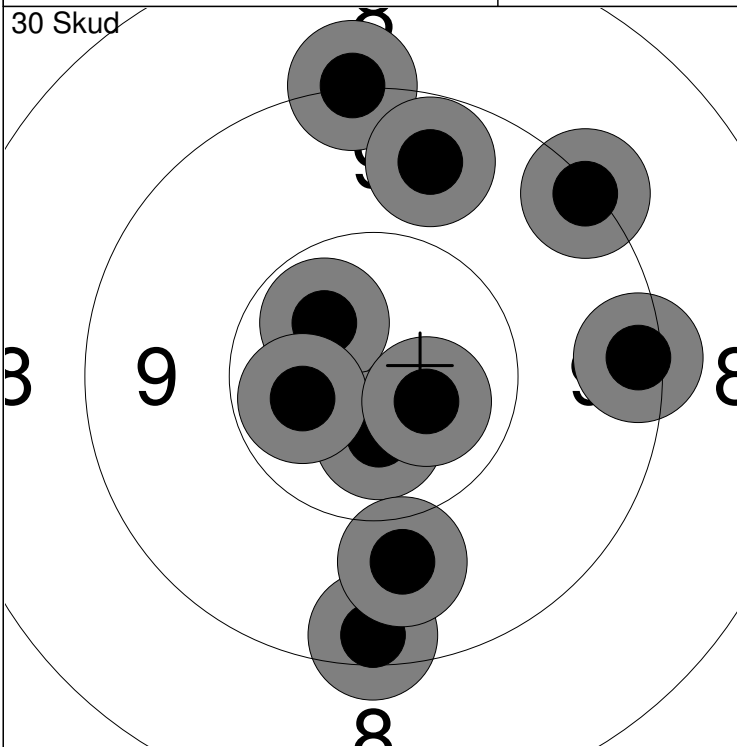
1:	8.6	↗
2:	10.3	↘
3:	9.3	←
4:	9.4	↙
5:	8.8	↓

Serie	44.0
Total	0.0

1:	10.0	←
2:	9.6	←
3:	10.8	↓
4:	9.5	↙
5:	10.3	↓

6:	9.8	←
7:	9.7	↓
8:	9.8	↗
9:	10.0	←
10:	10.7	←

Serie	95.0
Total	95.0



11:	10.5	↗
12:	9.2	↗
13:	9.2	↑
14:	10.6	↓
15:	10.5	←

16:	9.4	↓
17:	9.9	↓
18:	10.6	→
19:	9.6	↑
20:	9.3	→

Serie	94.0
Total	189.0

21:	10.4	↗
22:	10.0	↑
23:	9.8	↗
24:	10.2	↙
25:	8.6	↓

26:	9.7	→
27:	8.3	↓
28:	9.7	↗
29:	9.2	↓
30:	8.4	←

Serie	90.0
Total	279.0

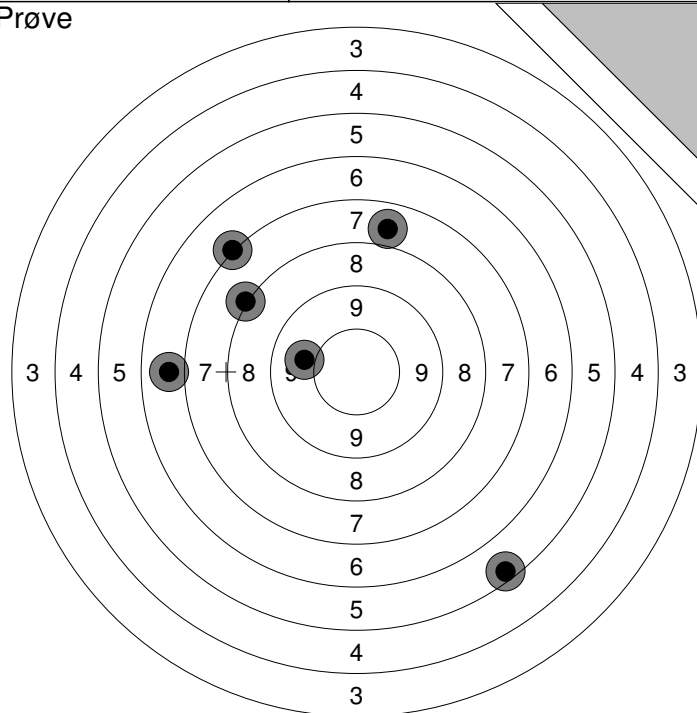
Hold
147

Skive
12

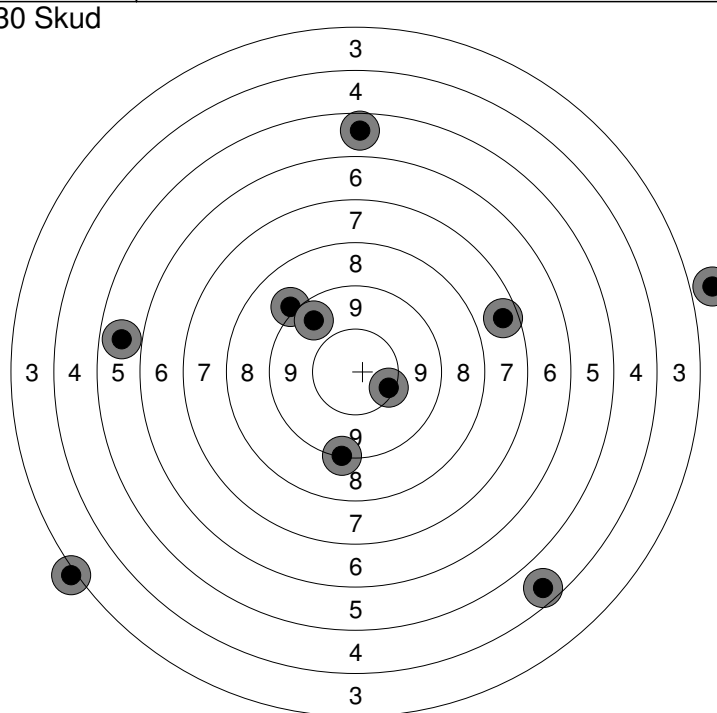
Dennis Christensen

Aalborg Skyttekreds

Prøve



30 Skud



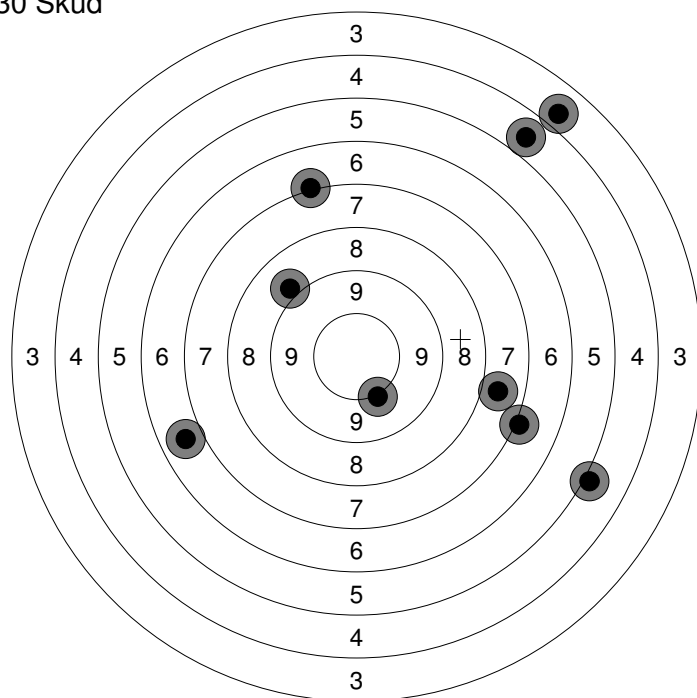
1: 7.8	↑	6: 7.1	↖
2: 5.4	↓	7: 6.8	←
3: 8.1	↗		
4: 9.9	←		
5: 0.0	←		

Serie	42.0
Total	0.0

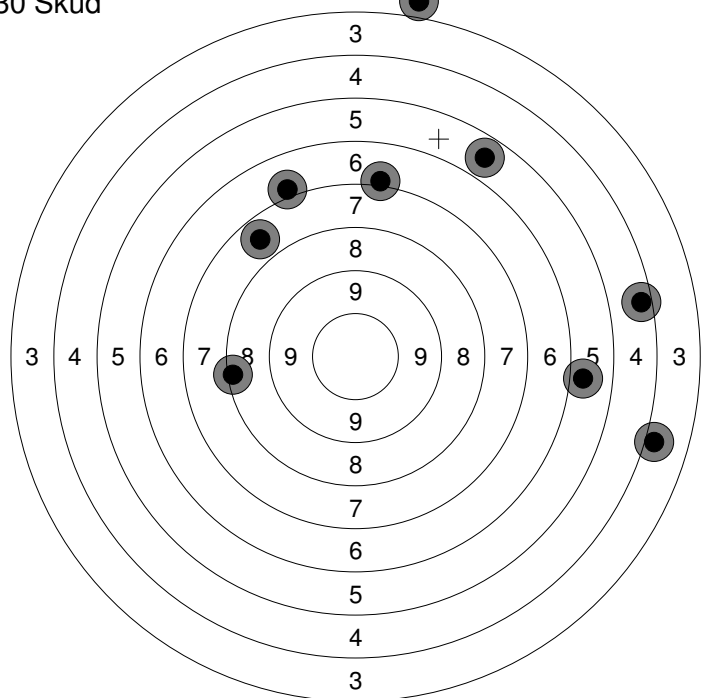
1: 5.7	←	6: 7.5	→
2: 9.0	↗	7: 5.6	↑
3: 9.2	↓	8: 4.5	↓
4: 9.6	↗	9: 10.3	→
5: 0.0	→	10: 3.1	↙

Serie	61.0
Total	61.0

30 Skud



30 Skud



11: 3.9	↗	16: 7.1	↑
12: 7.1	→	17: 10.1	↓
13: 0.0	→	18: 4.7	↗
14: 9.0	↗	19: 5.1	↘
15: 6.8	↙	20: 7.8	→

Serie	58.0
Total	119.0

21: 4.4	→	26: 8.3	←
22: 4.0	→	27: 0.0	↑
23: 7.1	↑	28: 5.9	→
24: 7.7	↖	29: 0.0	↑
25: 5.7	↗	30: 7.0	↖

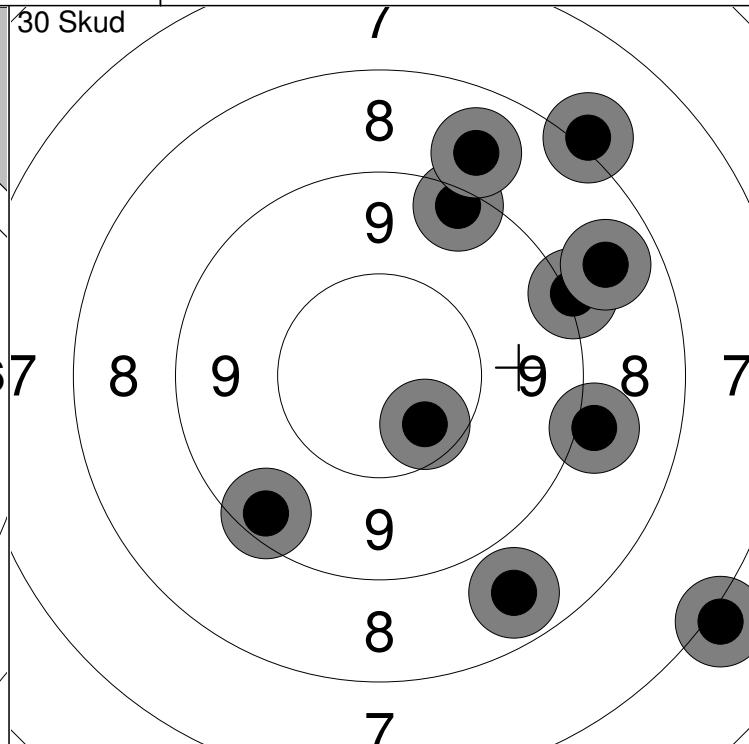
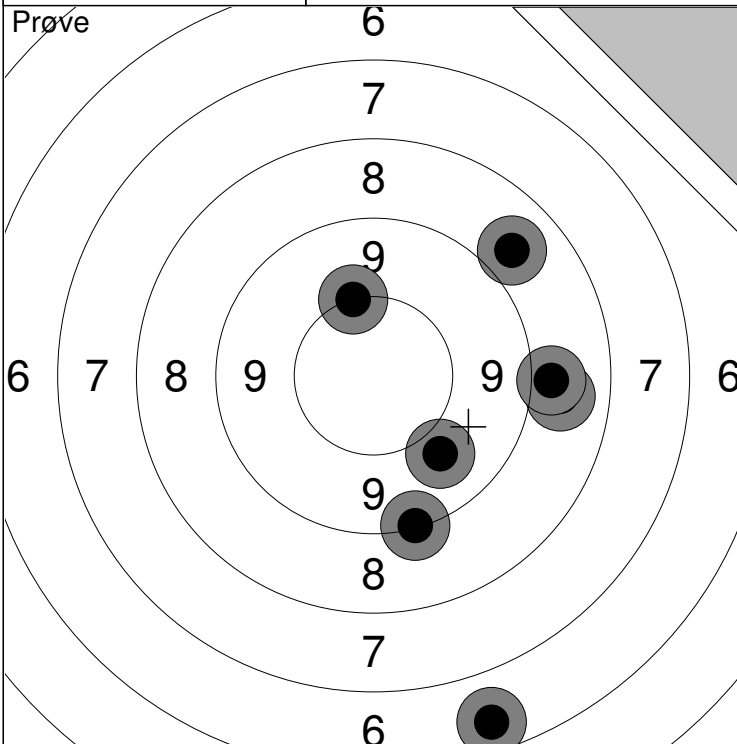
Serie	47.0
Total	166.0

Hold
148

Skive
1

Jette Kaasing

Mou & Omegns Skf.



1:	10.1	↗
2:	8.8	→
3:	6.5	↘
4:	9.2	↘
5:	8.8	↗

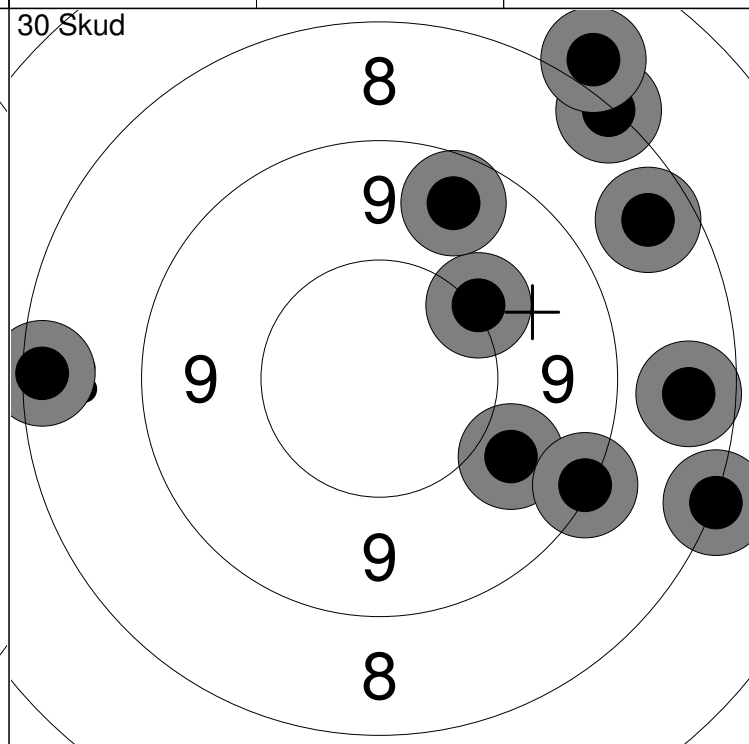
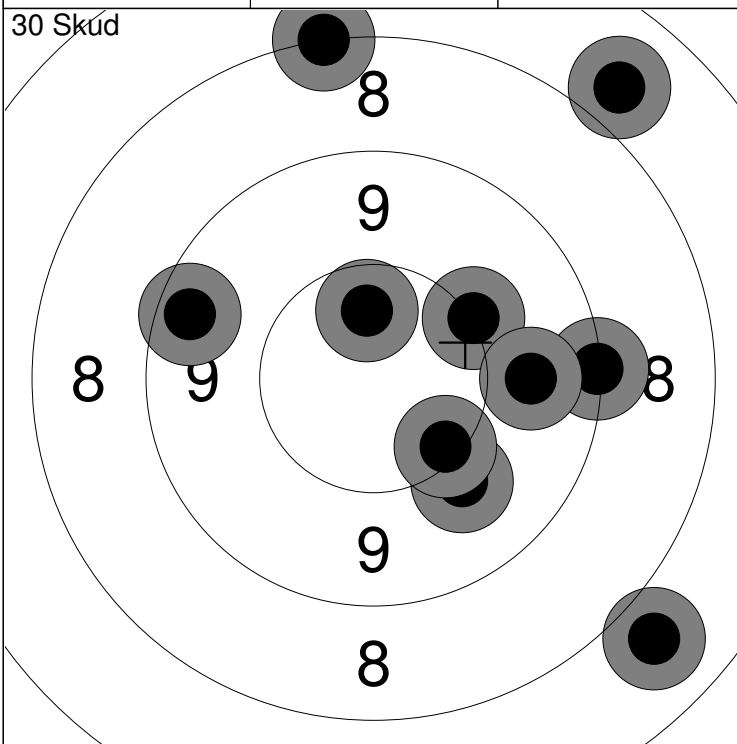
6:	8.9	→
7:	9.9	↘

Serie	58.0
Total	0.0

1:	8.7	↘
2:	9.1	→
3:	9.3	↗
4:	8.7	→
5:	8.1	↗

6:	7.1	↘
7:	8.8	↗
8:	10.4	↘
9:	9.0	→
10:	9.4	↘

Serie	85.0
Total	85.0



11:	9.2	→
12:	10.1	↗
13:	9.8	→
14:	9.5	↖
15:	10.0	↘

16:	7.8	↗
17:	7.8	↘
18:	10.5	↗
19:	8.2	↗
20:	10.2	↘

Serie	89.0
Total	174.0

21:	8.2	↗
22:	8.3	↖
23:	8.6	↗
24:	8.2	↘
25:	9.9	↘

26:	10.1	↗
27:	7.9	↗
28:	9.6	↗
29:	9.2	↘
30:	8.6	→

Serie	84.0
Total	258.0

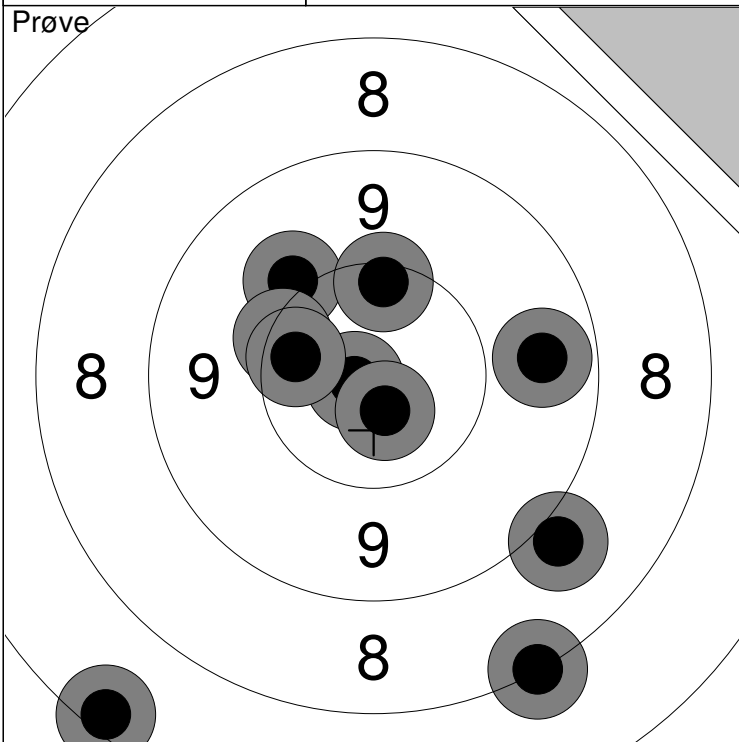
Hold
148

Skive
2

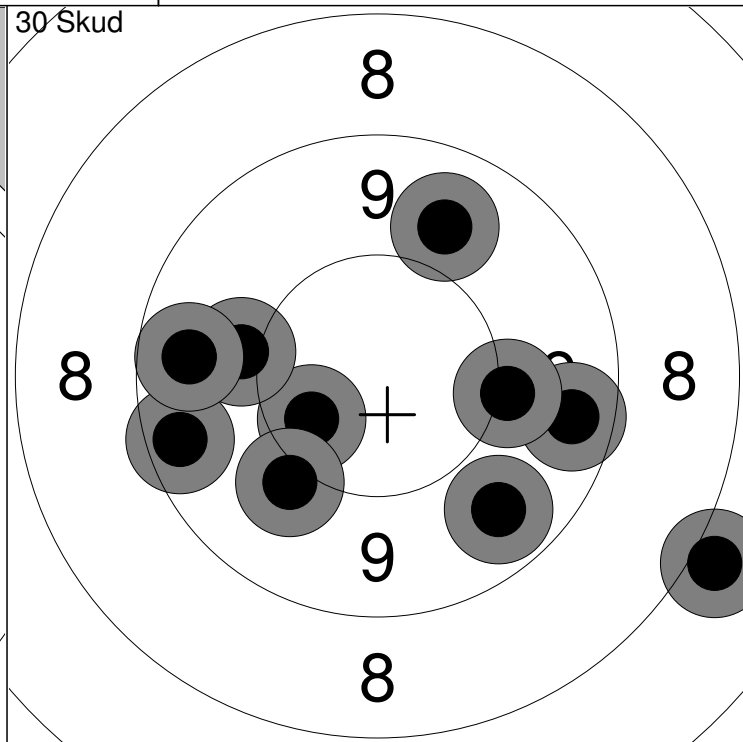
Lars Dyrskjød

Vadum Skf.

Prøve



30 Skud



1: 9.0 ↘
2: 9.7 →
3: 8.2 ↙
4: 10.0 ↗
5: 10.2 ↖

6: 10.8 ←
7: 10.4 ←
8: 7.3 ↙
9: 10.7 ↘
10: 10.3 ↑

Serie 93.0

Total 0.0

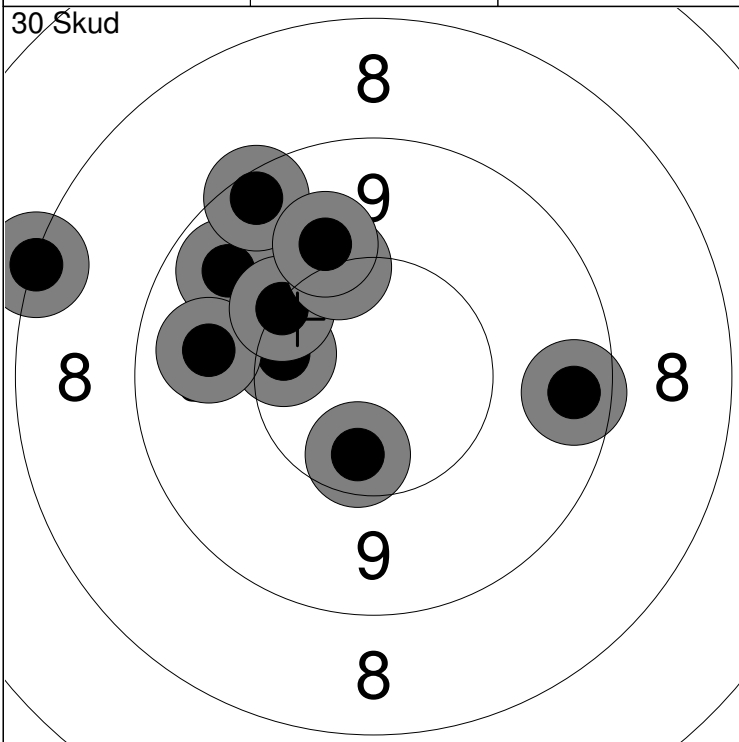
1: 9.8 ↗
2: 8.0 ↘
3: 9.5 →
4: 10.4 ←
5: 10.0 ←

6: 9.7 ↘
7: 9.5 ←
8: 10.0 ↘
9: 9.6 ←
10: 10.1 →

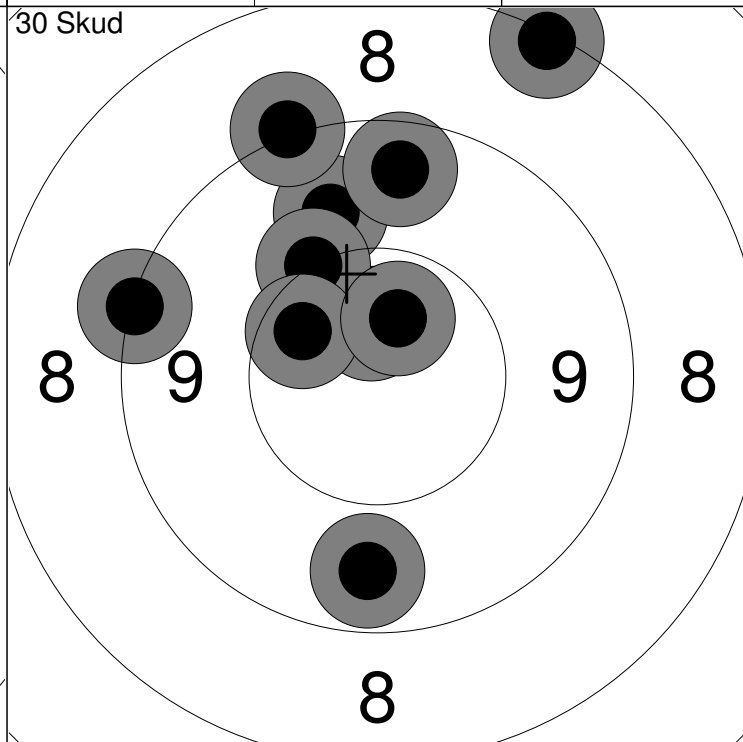
Serie 93.0

Total 93.0

30 Skud



30 Skud



11: 10.4 ↘
12: 9.7 ↗
13: 10.3 ←
14: 9.5 →
15: 9.8 ←

16: 10.2 ↗
17: 10.2 ↗
18: 9.4 ↗
19: 8.2 ←
20: 10.0 ↗

Serie 94.0

Total 187.0

21: 9.2 ←
22: 9.8 ↗
23: 9.1 ↗
24: 10.6 ↗
25: 10.1 ↖

26: 9.7 ↘
27: 10.4 ↖
28: 10.6 ↗
29: 8.2 ↗
30: 9.5 ↗

Serie 93.0

Total 280.0

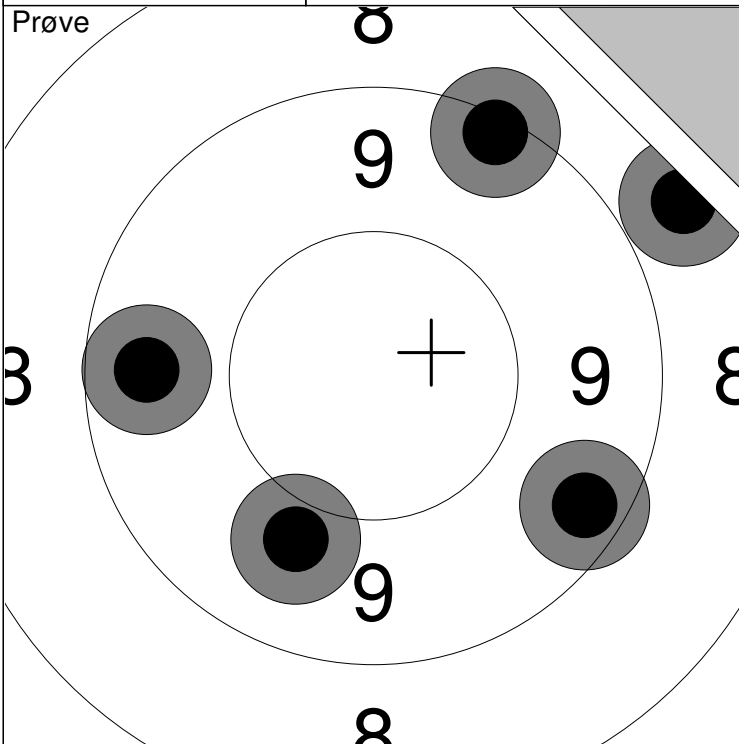
Hold
148

Skive
3

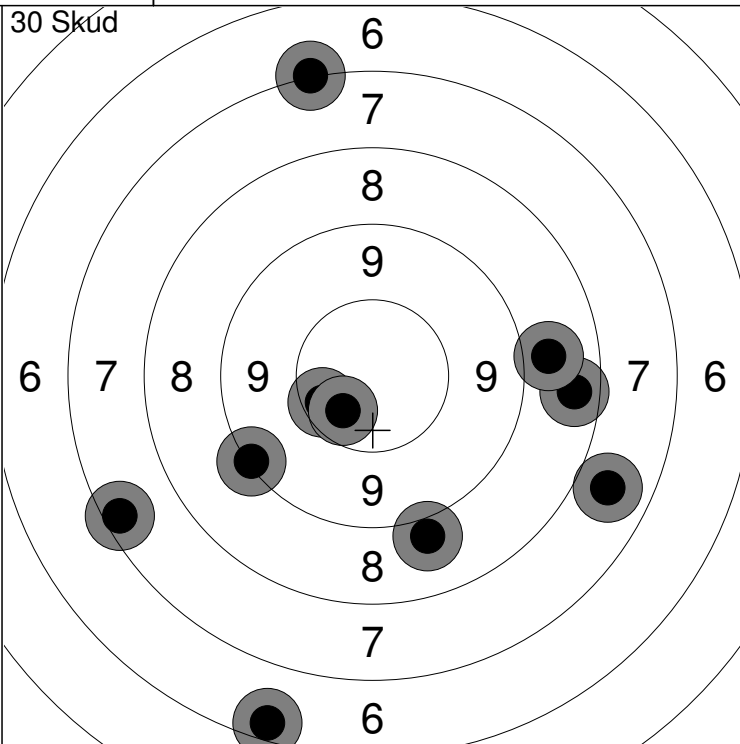
Frank Bertelsen

Vadum Skf.

Prøve



30 Skud



1: 9.6 ←
 2: 8.7 →
 3: 9.3 ↗
 4: 9.9 ↓
 5: 9.5 ↘

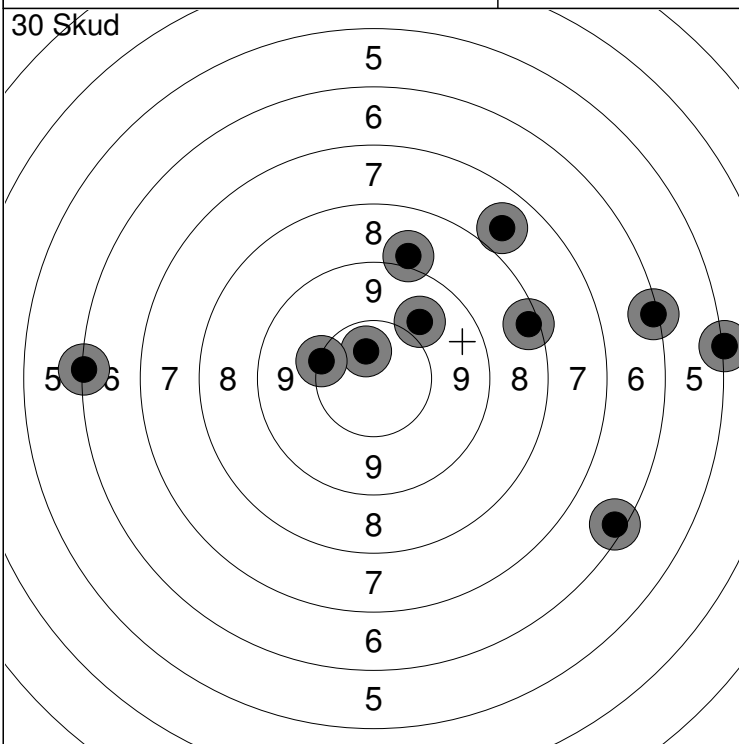
Serie 44.0
 Total 0.0

1: 9.2 ↙
 2: 7.2 ↑
 3: 10.3 ↙
 4: 10.5 ↙
 5: 7.8 ↘

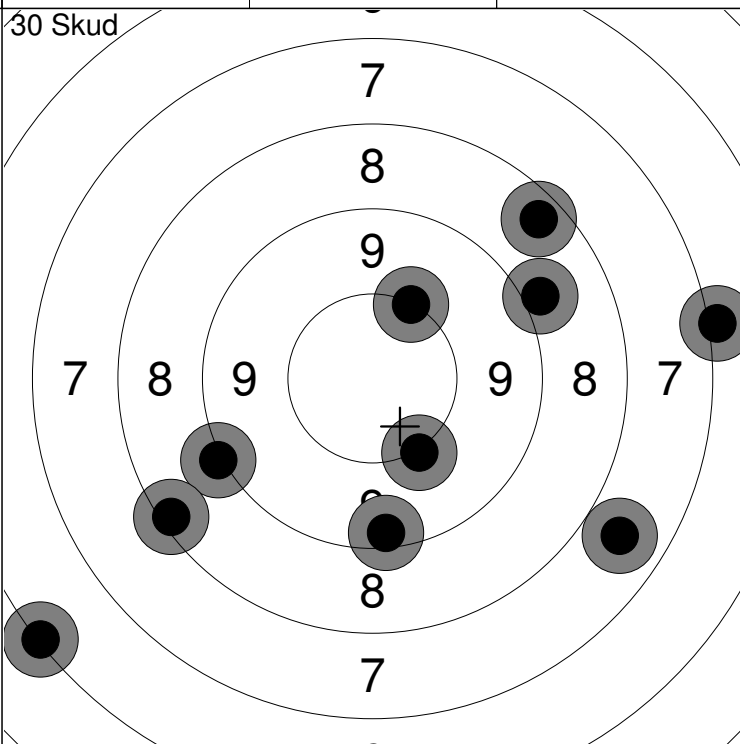
6: 6.4 ↓
 7: 8.9 ↓
 8: 7.4 ↙
 9: 8.5 →
 10: 8.8 →

Serie 80.0
 Total 80.0

30 Skud



30 Skud



11: 6.3 →
 12: 9.0 ↑
 13: 7.8 ↗
 14: 9.9 ↗
 15: 6.3 ↘

16: 6.2 ←
 17: 10.6 ↑
 18: 8.4 →
 19: 10.2 ↙
 20: 5.1 →

Serie 76.0
 Total 156.0

21: 6.2 ↙
 22: 9.1 ↙
 23: 10.1 ↗
 24: 7.7 ↘
 25: 10.1 ↘

26: 7.1 →
 27: 9.3 ↓
 28: 8.3 ↙
 29: 8.5 ↗
 30: 9.0 ↗

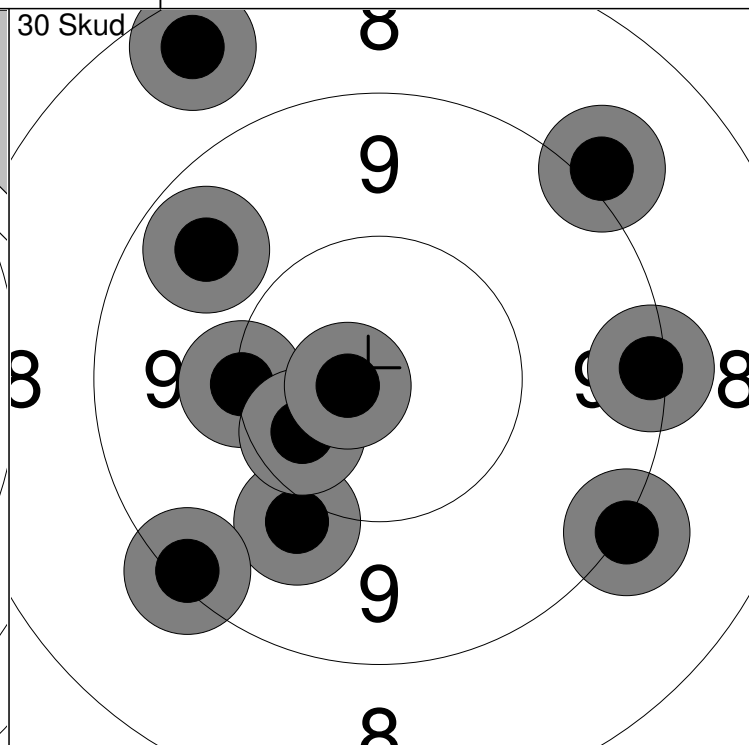
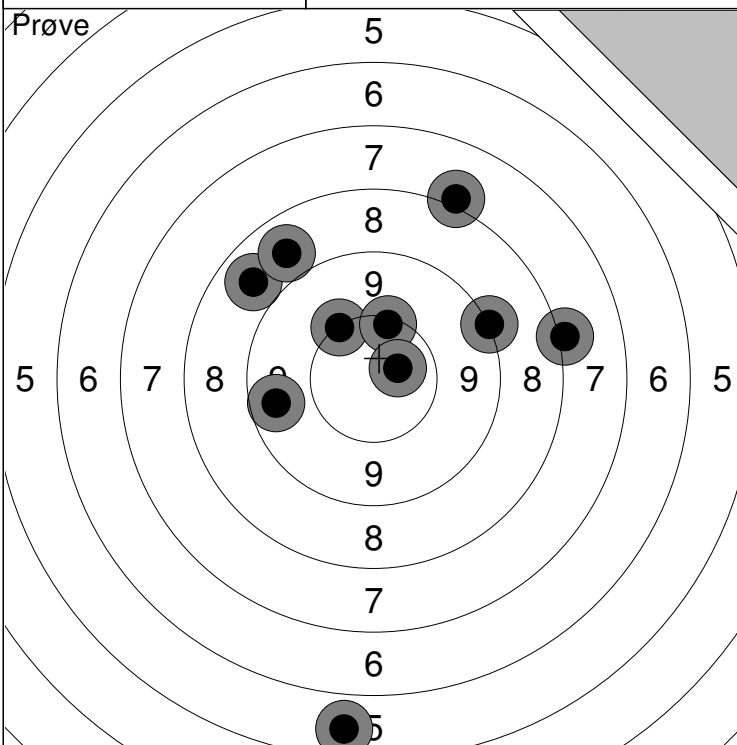
Serie 83.0
 Total 239.0

Hold
148

Skive
4

Anni Sørensen

Mou & Omegns Skf.

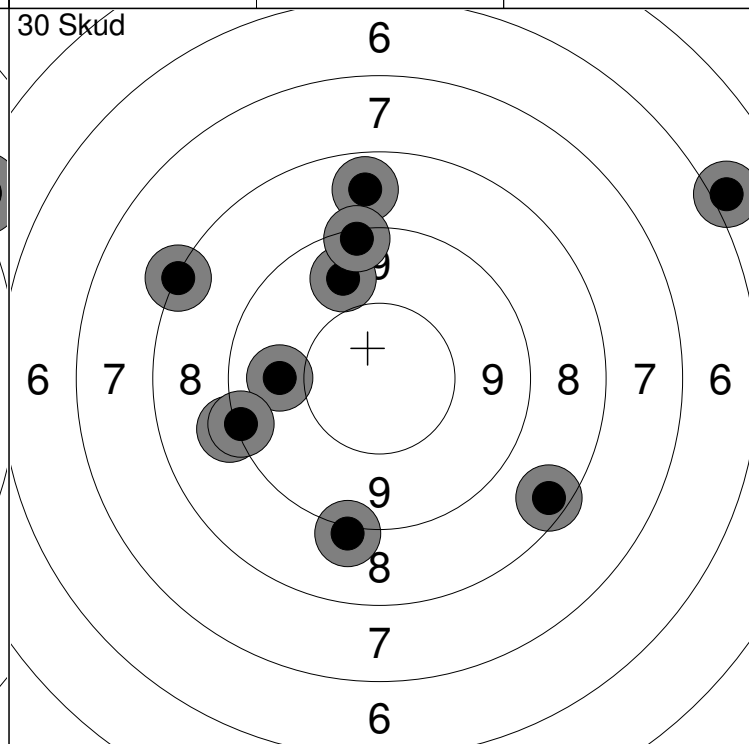
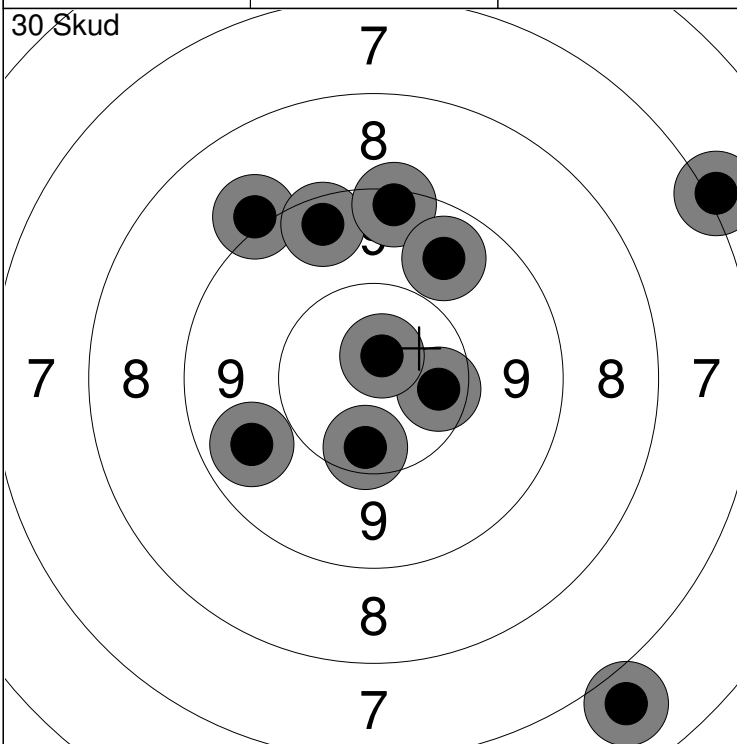


1:	5.6	↓
2:	9.2	→
3:	10.2	↗
4:	8.7	↖
5:	8.8	↖
6:	10.2	↑
7:	8.1	→
8:	9.6	←
9:	8.0	↗
10:	10.6	↗

Serie	85.0
Total	0.0

1:	10.0	↙
2:	9.3	↙
3:	10.2	←
4:	9.3	→
5:	10.4	↙
6:	9.7	↖
7:	9.0	↗
8:	8.5	↖
9:	9.1	↘
10:	10.8	←

Serie	93.0
Total	93.0



11:	10.4	→
12:	7.1	↗
13:	9.1	↗
14:	10.7	↖
15:	6.8	↘
16:	10.4	↓
17:	9.5	↑
18:	9.3	↑
19:	9.7	↗
20:	9.7	↙

Serie	88.0
Total	181.0

21:	8.4	↘
22:	9.1	←
23:	8.7	↑
24:	9.8	↖
25:	9.1	↘
26:	9.9	←
27:	8.2	↖
28:	9.3	↑
29:	9.3	←
30:	6.0	↗

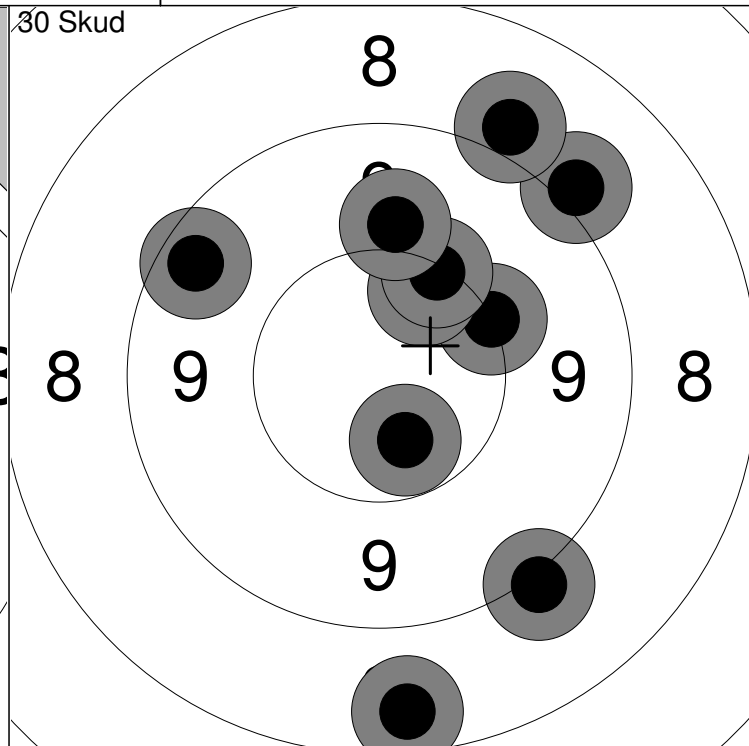
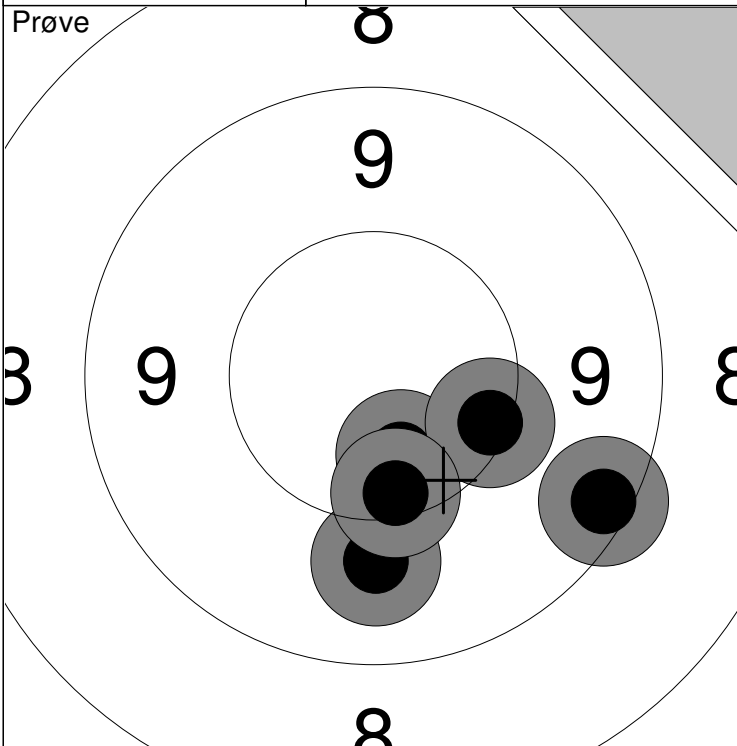
Serie	84.0
Total	265.0

Hold
148

Skive
5

Emil Riis Wolfhagen

Vadum Skf.



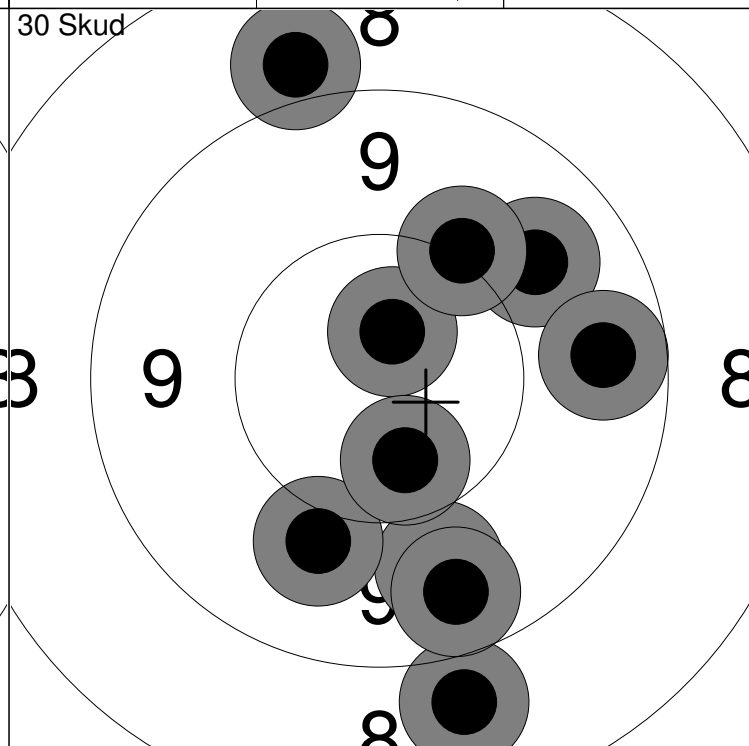
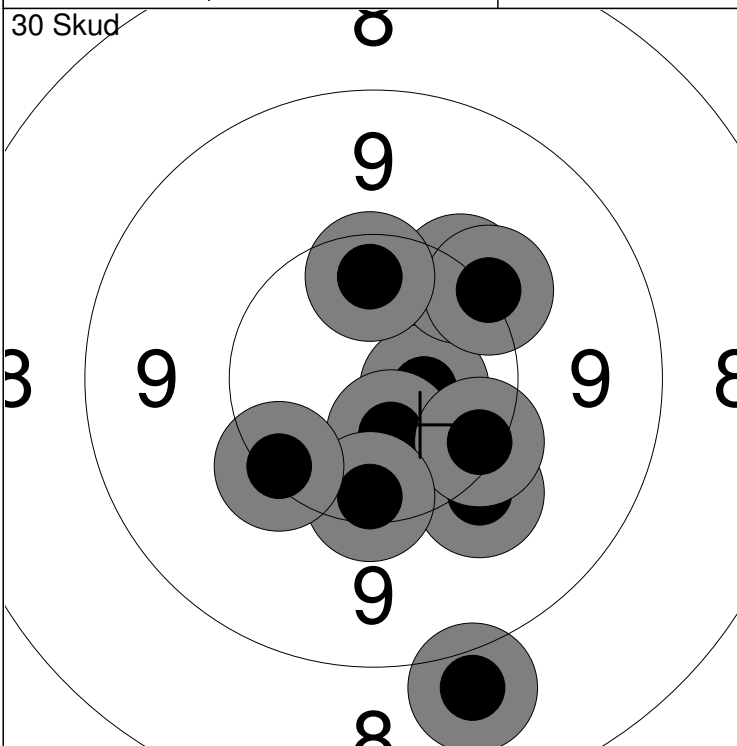
1:	10.5	↓
2:	10.2	→
3:	9.9	↓
4:	9.4	↘
5:	10.3	↓

Serie	48.0
Total	0.0

1:	10.1	↗
2:	10.3	↗
3:	9.1	↓
4:	8.5	↓
5:	9.0	↗

6:	8.9	↗
7:	10.5	↓
8:	9.5	↖
9:	10.2	↗
10:	10.0	↑

Serie	93.0
Total	93.0



11:	10.7	→
12:	10.2	↗
13:	10.1	↓
14:	10.6	↓
15:	10.3	↓

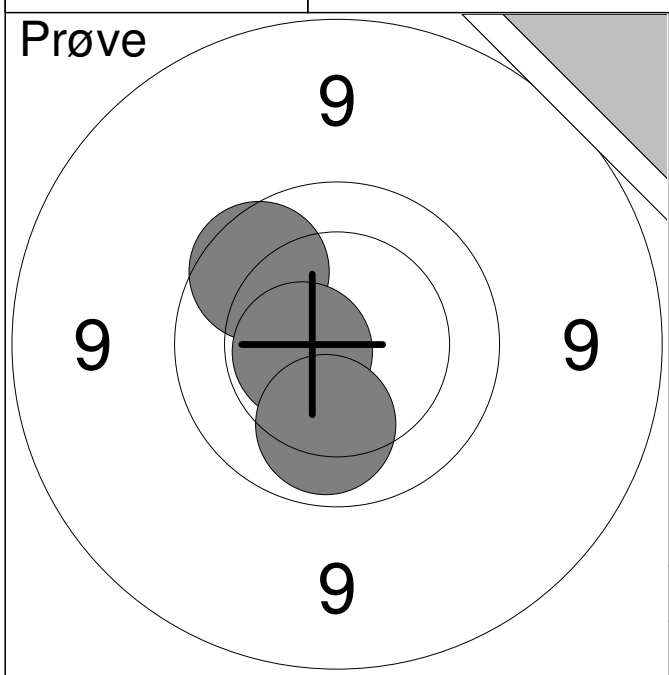
16:	10.1	↗
17:	10.4	↑
18:	10.3	↓
19:	8.9	↓
20:	10.2	↙

Serie	98.0
Total	191.0

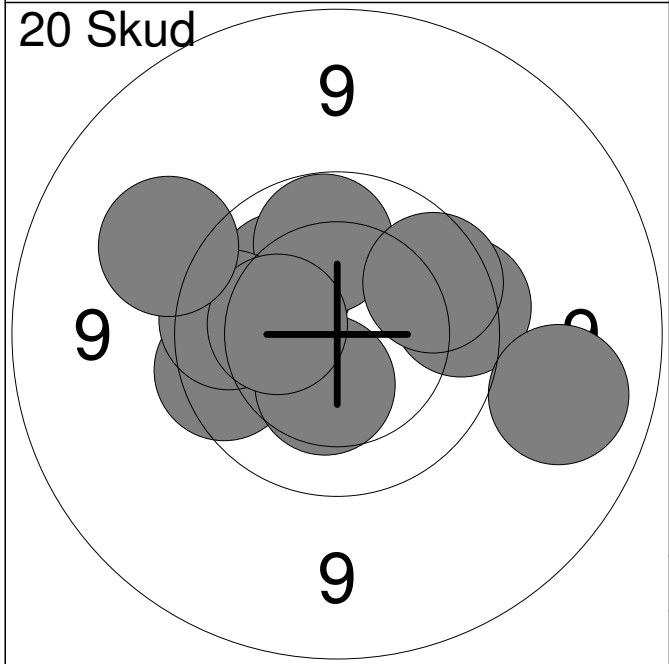
21:	8.9	↓
22:	10.7	↗
23:	9.8	↓
24:	10.0	↓
25:	8.9	↑

26:	9.8	↗
27:	9.6	↓
28:	10.5	↓
29:	9.6	→
30:	10.1	↗

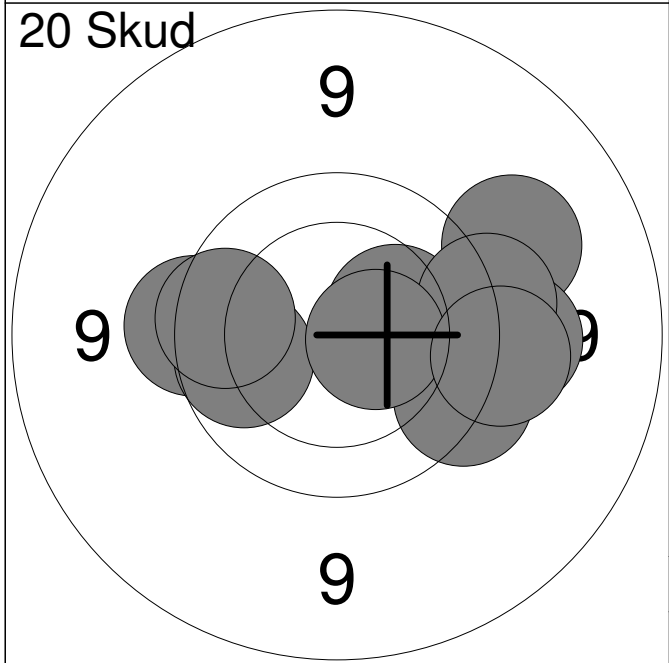
Serie	92.0
Total	283.0



	1:	9.9	↗
	2:	*10.6	↖
	3:	10.1	↘
Serie		29.0	
Total		0.0	



	1:	9.8	↖
	2:	10.1	↗
	3:	10.0	↕
	4:	9.7	→
	5:	9.8	↗
	6:	9.8	↖
	7:	10.4	↘
	8:	10.3	↖
	9:	9.1	→
	10:	9.4	↗
Serie		94.0	
Total		94.0	

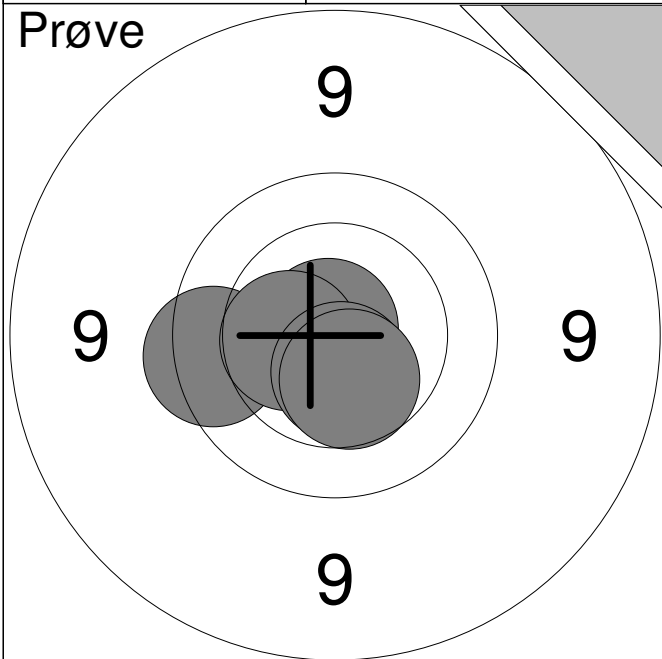


	11:	9.3	↗
	12:	10.3	→
	13:	9.6	↖
	14:	9.9	↖
	15:	9.8	↖
	16:	9.4	→
	17:	9.6	→
	18:	9.7	↘
	19:	*10.5	→
	20:	9.5	→
Serie		92.0	
Total		186.0	

Hold
148Skive
7**Mathias Haugaard Mikkelsen**

Hjørring Skytteforening

Prøve



1: *10.8 ↗

2: 9.8 ←

3: 10.5 ←

4: *10.6 ↓

5: 10.5 ↓

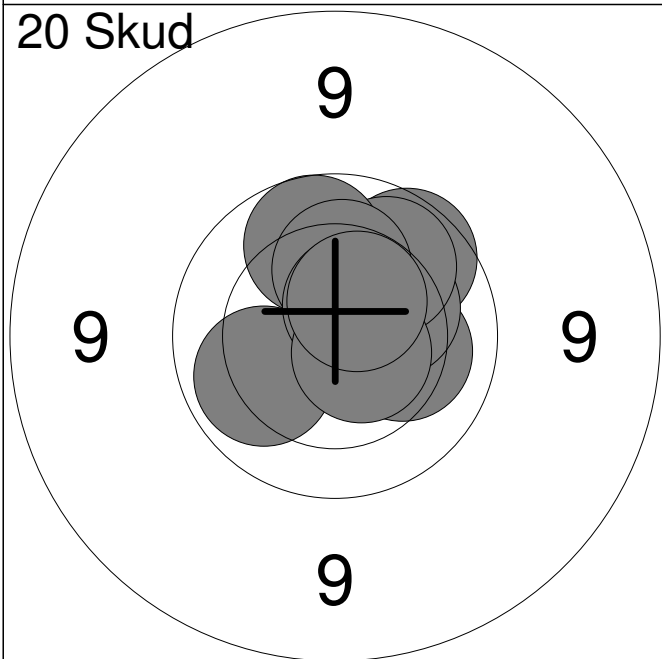
Serie

49.0

Total

0.0

20 Skud



1: 9.9 ↗

2: 10.2 →

3: 10.1 ↙

4: 10.3 ↗

5: 10.0 ↗

6: 9.9 ↑

7: 10.2 ↑

8: *10.6 ↗

9: *10.6 ↘

10: *10.5 ↗

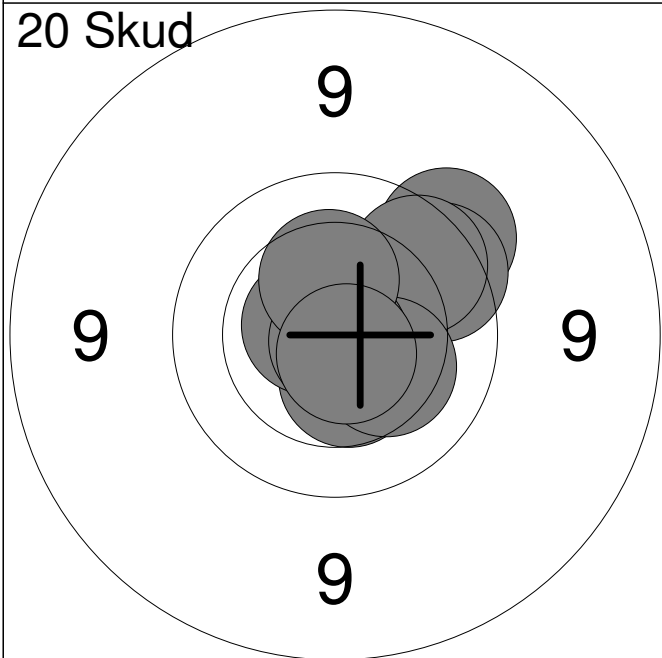
Serie

98.0

Total

98.0

20 Skud



11: 10.5 ↑

12: 9.6 ↗

13: 9.8 ↗

14: 9.9 ↗

15: 10.5 ↓

16: *10.7 ↗

17: 10.3 ↘

18: *10.9 ↓

19: 10.4 ↑

20: *10.7 ↓

Serie

97.0

Total

195.0

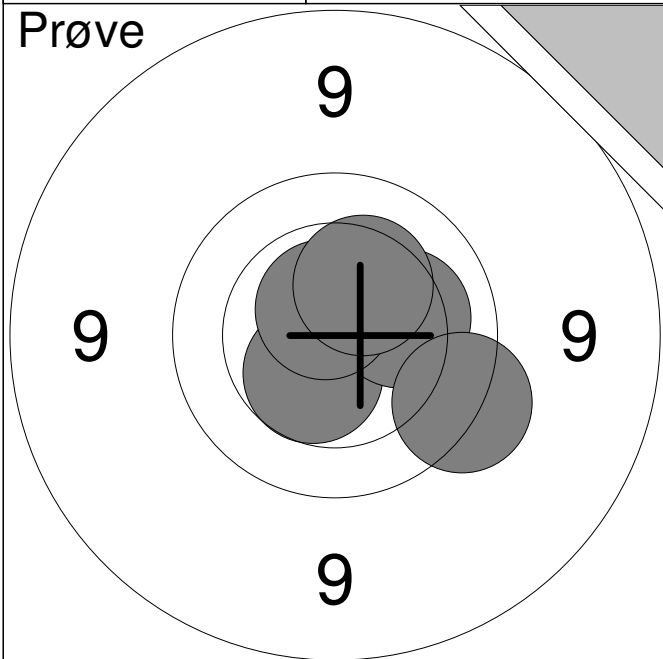
Hold
148

Skive
8

Martin B. Sørensen

Hjørring Skytteforening

Prøve

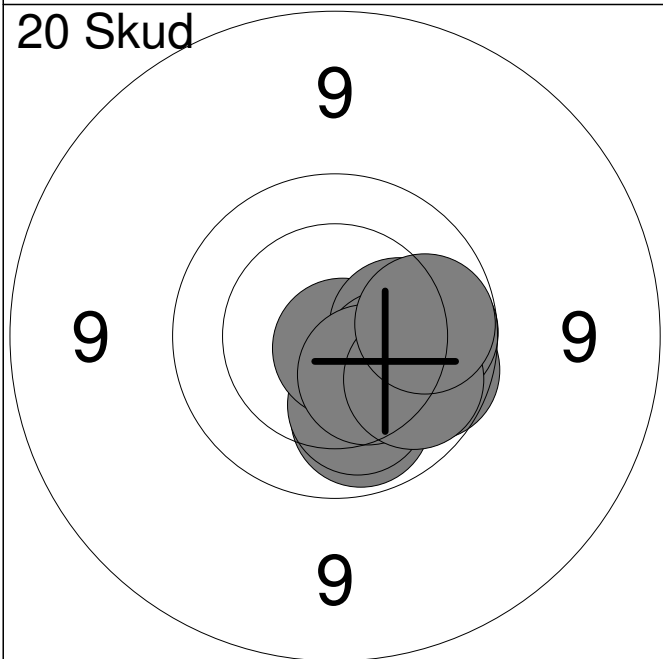


1:	10.5	↙
2:	10.2	→
3:	9.6	↘
4:	*10.7	↗
5:	10.3	↗

Serie 49.0

Total 0.0

20 Skud

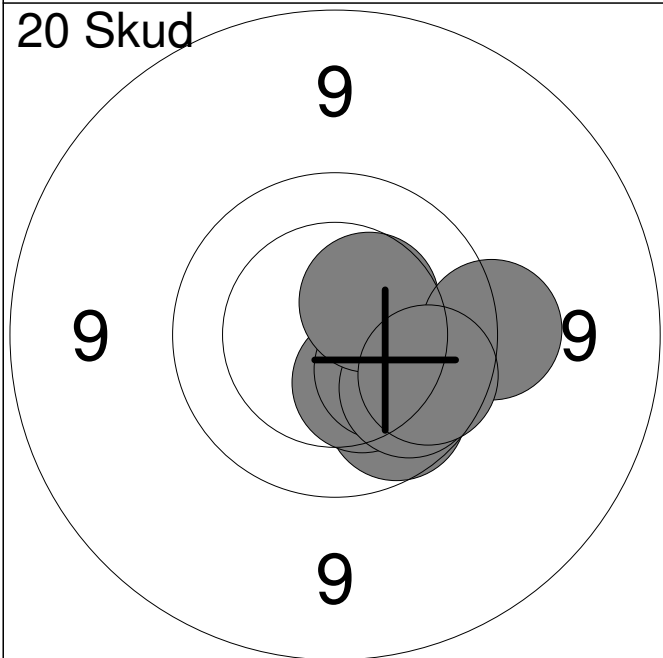


1:	10.0	↘
2:	10.2	↘
3:	*10.8	↘
4:	10.2	→
5:	10.3	↘
6:	9.9	↘
7:	9.9	→
8:	10.4	↘
9:	10.0	↘
10:	10.0	→

Serie 98.0

Total 98.0

20 Skud



11:	10.2	→
12:	10.4	↘
13:	9.9	↘
14:	10.3	↘
15:	10.4	↘
16:	10.3	↘
17:	10.0	↘
18:	10.4	↗
19:	9.6	→
20:	9.9	↘

Serie 97.0

Total 195.0

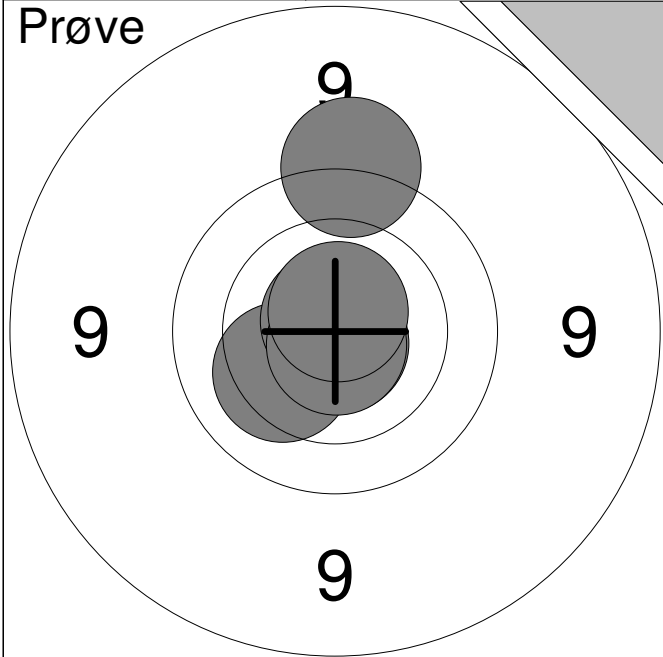
Hold
148

Skive
9

Casper Krogh Frydkjær

Hjørring Skytteforening

Prøve

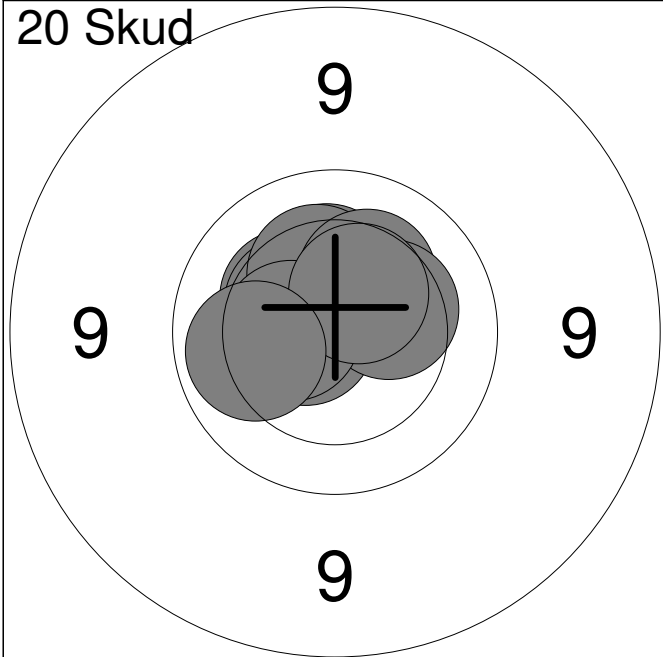


1:	9.5	↑
2:	*10.8	↓
3:	10.2	↙
4:	*10.8	↑
5:	*10.8	↓
6:	*10.7	↑

Serie 59.0

Total 0.0

20 Skud

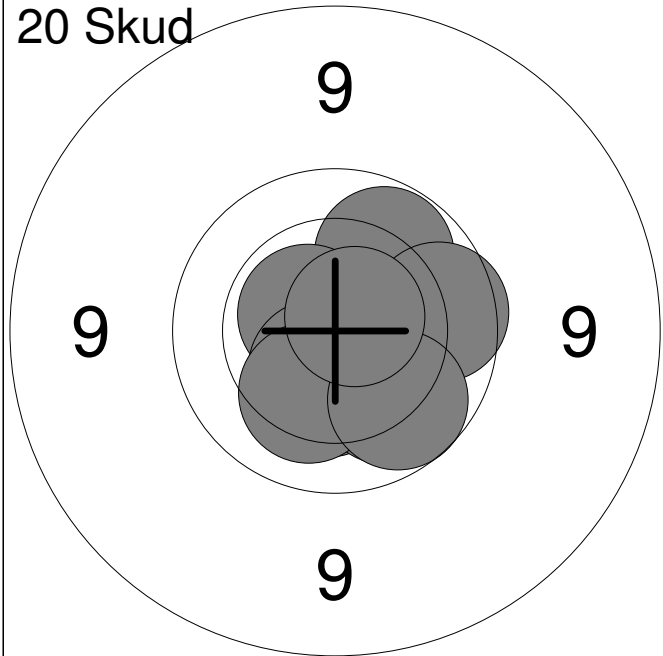


1:	10.3	↗
2:	*10.6	←
3:	10.4	↗
4:	10.3	↑
5:	10.3	↑
6:	10.3	↗
7:	10.3	→
8:	10.5	←
9:	10.5	↗
10:	10.1	←

Serie 100.0

Total 100.0

20 Skud



11:	10.5	↙
12:	10.3	↓
13:	10.0	↗
14:	10.1	↙
15:	*10.6	↗
16:	9.9	→
17:	*10.5	↙
18:	10.2	↙
19:	9.9	↙
20:	*10.7	↗

Serie 98.0

Total 198.0

<p>30 Skud</p>	<table style="width:100%; border-collapse: collapse;"> <tr><td style="text-align: right;">1:</td><td style="text-align: right;">9.9</td><td style="text-align: center;">↖</td></tr> <tr><td style="text-align: right;">2:</td><td style="text-align: right;">10.2</td><td style="text-align: center;">↗</td></tr> <tr><td style="text-align: right;">3:</td><td style="text-align: right;">10.1</td><td style="text-align: center;">↗</td></tr> <tr><td style="text-align: right;">4:</td><td style="text-align: right;">10.4</td><td style="text-align: center;">↘</td></tr> <tr><td style="text-align: right;">5:</td><td style="text-align: right;">10.5</td><td style="text-align: center;">↘</td></tr> <tr><td style="text-align: right;">6:</td><td style="text-align: right;">9.1</td><td style="text-align: center;">↖</td></tr> <tr><td style="text-align: right;">7:</td><td style="text-align: right;">9.0</td><td style="text-align: center;">↙</td></tr> <tr><td style="text-align: right;">8:</td><td style="text-align: right;">10.5</td><td style="text-align: center;">↑</td></tr> <tr><td style="text-align: right;">9:</td><td style="text-align: right;">10.7</td><td style="text-align: center;">←</td></tr> <tr><td style="text-align: right;">10:</td><td style="text-align: right;">9.7</td><td style="text-align: center;">→</td></tr> </table>	1:	9.9	↖	2:	10.2	↗	3:	10.1	↗	4:	10.4	↘	5:	10.5	↘	6:	9.1	↖	7:	9.0	↙	8:	10.5	↑	9:	10.7	←	10:	9.7	→
1:	9.9	↖																													
2:	10.2	↗																													
3:	10.1	↗																													
4:	10.4	↘																													
5:	10.5	↘																													
6:	9.1	↖																													
7:	9.0	↙																													
8:	10.5	↑																													
9:	10.7	←																													
10:	9.7	→																													
<table style="width:100%; border-collapse: collapse;"> <tr> <td style="width:5%;"></td> <td style="width:90%;">Serie</td> <td style="width:5%; text-align: right;">96.0</td> </tr> <tr> <td></td> <td>Total</td> <td style="text-align: right;">96.0</td> </tr> </table>			Serie	96.0		Total	96.0																								
	Serie	96.0																													
	Total	96.0																													

<p>30 Skud</p>	<table style="width:100%; border-collapse: collapse;"> <tr><td style="text-align: right;">11:</td><td style="text-align: right;">9.3</td><td style="text-align: center;">↖</td></tr> <tr><td style="text-align: right;">12:</td><td style="text-align: right;">9.6</td><td style="text-align: center;">↑</td></tr> <tr><td style="text-align: right;">13:</td><td style="text-align: right;">10.6</td><td style="text-align: center;">↖</td></tr> <tr><td style="text-align: right;">14:</td><td style="text-align: right;">9.1</td><td style="text-align: center;">↘</td></tr> <tr><td style="text-align: right;">15:</td><td style="text-align: right;">10.3</td><td style="text-align: center;">↘</td></tr> <tr><td style="text-align: right;">16:</td><td style="text-align: right;">10.6</td><td style="text-align: center;">↘</td></tr> <tr><td style="text-align: right;">17:</td><td style="text-align: right;">10.3</td><td style="text-align: center;">↗</td></tr> <tr><td style="text-align: right;">18:</td><td style="text-align: right;">8.8</td><td style="text-align: center;">→</td></tr> <tr><td style="text-align: right;">19:</td><td style="text-align: right;">9.7</td><td style="text-align: center;">↖</td></tr> <tr><td style="text-align: right;">20:</td><td style="text-align: right;">9.8</td><td style="text-align: center;">↑</td></tr> </table>	11:	9.3	↖	12:	9.6	↑	13:	10.6	↖	14:	9.1	↘	15:	10.3	↘	16:	10.6	↘	17:	10.3	↗	18:	8.8	→	19:	9.7	↖	20:	9.8	↑
11:	9.3	↖																													
12:	9.6	↑																													
13:	10.6	↖																													
14:	9.1	↘																													
15:	10.3	↘																													
16:	10.6	↘																													
17:	10.3	↗																													
18:	8.8	→																													
19:	9.7	↖																													
20:	9.8	↑																													
<table style="width:100%; border-collapse: collapse;"> <tr> <td style="width:5%;"></td> <td style="width:90%;">Serie</td> <td style="width:5%; text-align: right;">93.0</td> </tr> <tr> <td></td> <td>Total</td> <td style="text-align: right;">189.0</td> </tr> </table>			Serie	93.0		Total	189.0																								
	Serie	93.0																													
	Total	189.0																													

<p>30 Skud</p>	<table style="width:100%; border-collapse: collapse;"> <tr><td style="text-align: right;">21:</td><td style="text-align: right;">9.8</td><td style="text-align: center;">←</td></tr> <tr><td style="text-align: right;">22:</td><td style="text-align: right;">10.0</td><td style="text-align: center;">↓</td></tr> <tr><td style="text-align: right;">23:</td><td style="text-align: right;">10.7</td><td style="text-align: center;">↑</td></tr> <tr><td style="text-align: right;">24:</td><td style="text-align: right;">8.9</td><td style="text-align: center;">↙</td></tr> <tr><td style="text-align: right;">25:</td><td style="text-align: right;">9.5</td><td style="text-align: center;">←</td></tr> <tr><td style="text-align: right;">26:</td><td style="text-align: right;">9.3</td><td style="text-align: center;">↑</td></tr> <tr><td style="text-align: right;">27:</td><td style="text-align: right;">10.0</td><td style="text-align: center;">←</td></tr> <tr><td style="text-align: right;">28:</td><td style="text-align: right;">10.1</td><td style="text-align: center;">→</td></tr> <tr><td style="text-align: right;">29:</td><td style="text-align: right;">9.4</td><td style="text-align: center;">→</td></tr> <tr><td style="text-align: right;">30:</td><td style="text-align: right;">10.1</td><td style="text-align: center;">↓</td></tr> </table>	21:	9.8	←	22:	10.0	↓	23:	10.7	↑	24:	8.9	↙	25:	9.5	←	26:	9.3	↑	27:	10.0	←	28:	10.1	→	29:	9.4	→	30:	10.1	↓
21:	9.8	←																													
22:	10.0	↓																													
23:	10.7	↑																													
24:	8.9	↙																													
25:	9.5	←																													
26:	9.3	↑																													
27:	10.0	←																													
28:	10.1	→																													
29:	9.4	→																													
30:	10.1	↓																													
<table style="width:100%; border-collapse: collapse;"> <tr> <td style="width:5%;"></td> <td style="width:90%;">Serie</td> <td style="width:5%; text-align: right;">94.0</td> </tr> <tr> <td></td> <td>Total</td> <td style="text-align: right;">283.0</td> </tr> </table>			Serie	94.0		Total	283.0																								
	Serie	94.0																													
	Total	283.0																													

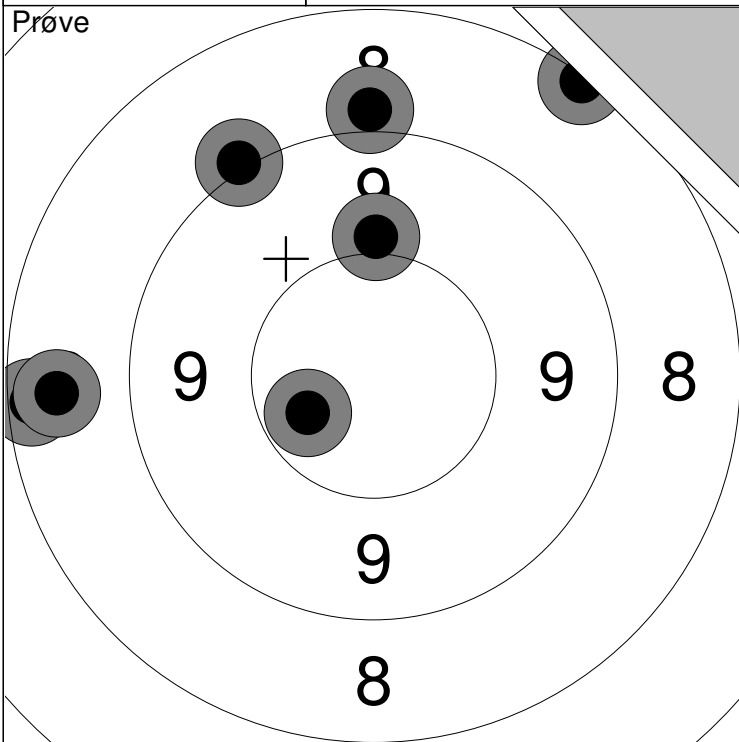
Hold
148

Skive
11

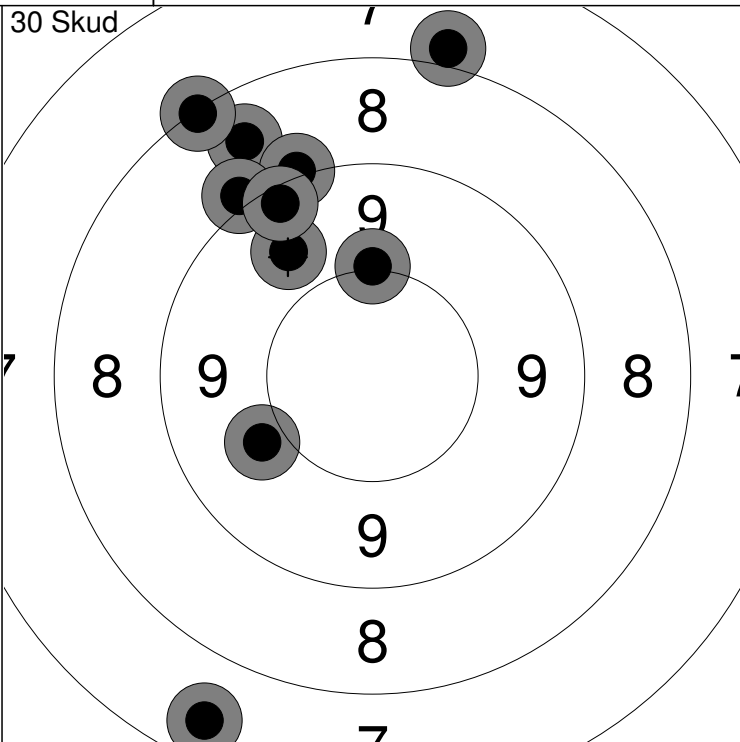
Mikkel Bertelsen

Vadum Skf.

Prøve



30 Skud



1:	10.0	↑
2:	8.3	←
3:	9.0	↑
4:	10.4	↙
5:	8.5	←

6:	9.1	↖
7:	8.2	↗

Serie 62.0

Total 0.0

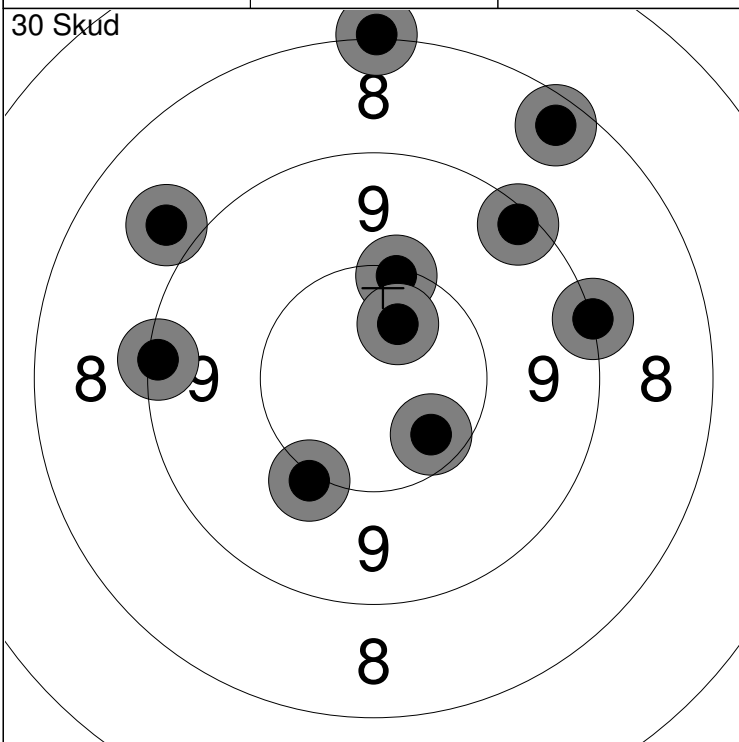
1:	8.6	↖
2:	8.0	↑
3:	9.1	↖
4:	9.0	↖
5:	9.7	↖

6:	9.3	↖
7:	7.5	↘
8:	8.2	↖
9:	9.9	↙
10:	10.1	↑

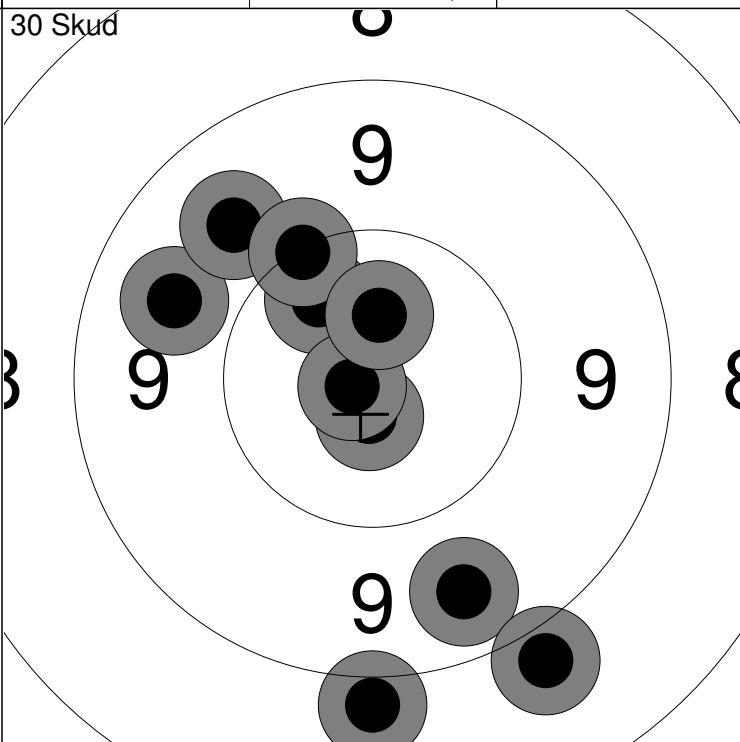
Serie 86.0

Total 86.0

30 Skud



30 Skud



11:	10.2	↑
12:	8.9	↖
13:	10.0	↘
14:	10.5	↑
15:	8.1	↑

16:	9.3	↗
17:	9.2	←
18:	8.4	↗
19:	9.1	→
20:	10.3	↘

Serie 91.0

Total 177.0

21:	10.4	↖
22:	10.7	↘
23:	9.6	↘
24:	9.7	↖
25:	9.7	↖

26:	10.1	↖
27:	8.9	↘
28:	8.9	↘
29:	10.8	←
30:	10.6	↑

Serie 93.0

Total 270.0

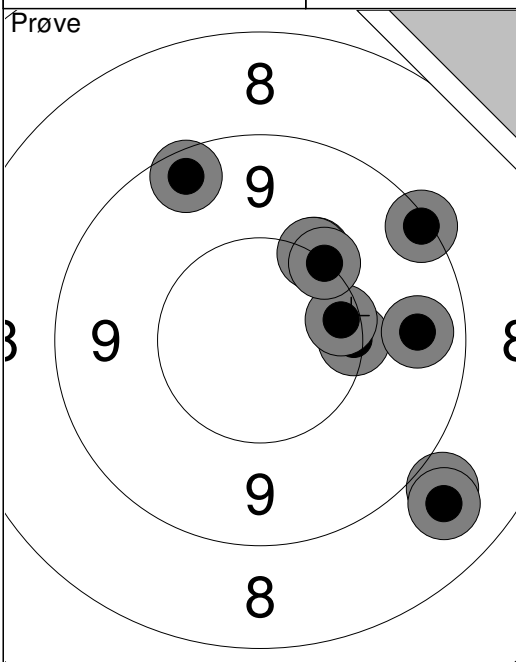
Hold
148

Skive
12

Ole M. Nielsen

Ulsted Skf.

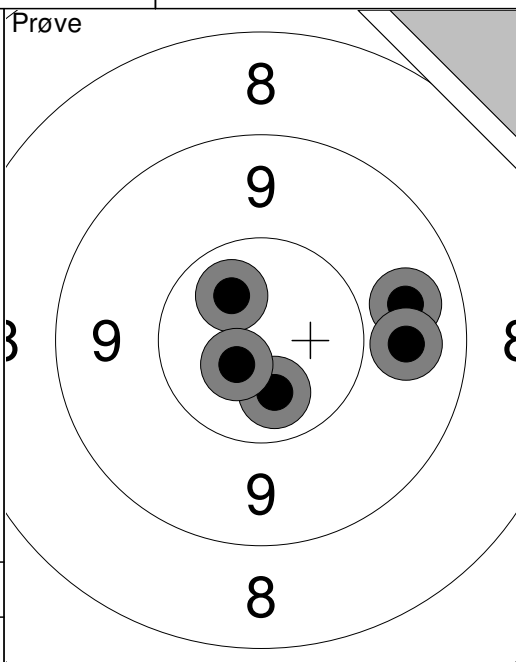
Prøve



- 1: 10.1 ↗
- 2: 10.1 ↗
- 3: 9.4 ↗
- 4: 8.8 ↘
- 5: 10.2 →
- 6: 8.7 ↘
- 7: 9.2 ↗
- 8: 10.3 →
- 9: 9.6 →
- 10: 10.1 ↗

Serie 93.0
Total 0.0

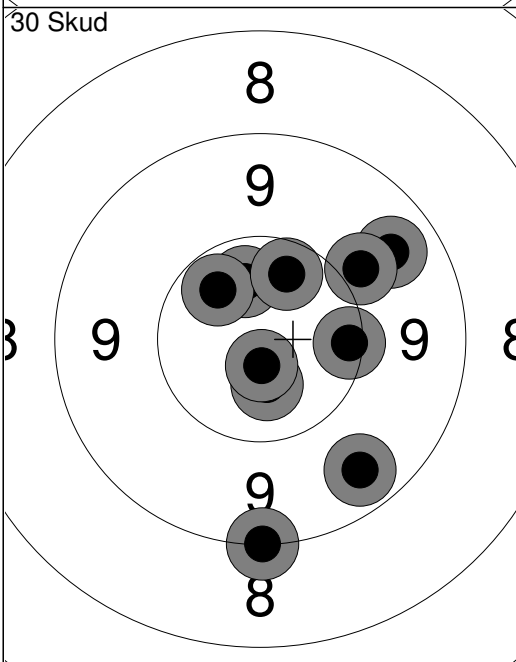
Prøve



- 11: 10.5 ↗
- 12: 10.5 ↘
- 13: 9.7 →
- 14: 9.7 →
- 15: 10.7 ↘

Serie 48.0
Total 0.0

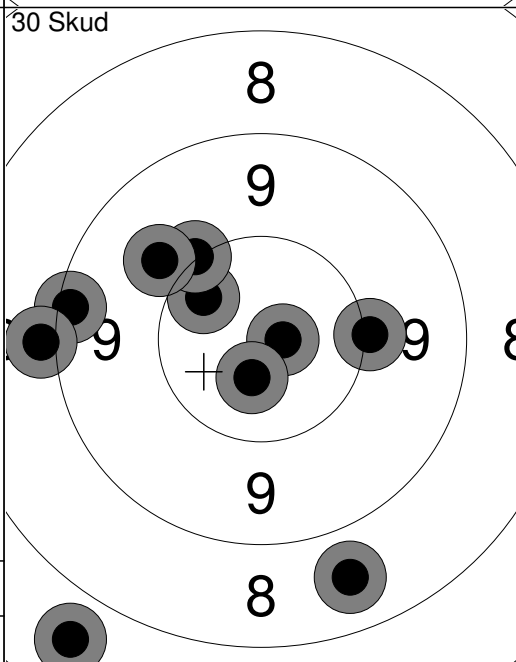
30 Skud



- 1: 9.5 ↘
- 2: 10.5 ↗
- 3: 9.1 ↘
- 4: 10.2 →
- 5: 10.4 ↗
- 6: 9.6 ↗
- 7: 9.9 ↗
- 8: 10.4 ↗
- 9: 10.6 ↘
- 10: 10.7 ↘

Serie 96.0
Total 96.0

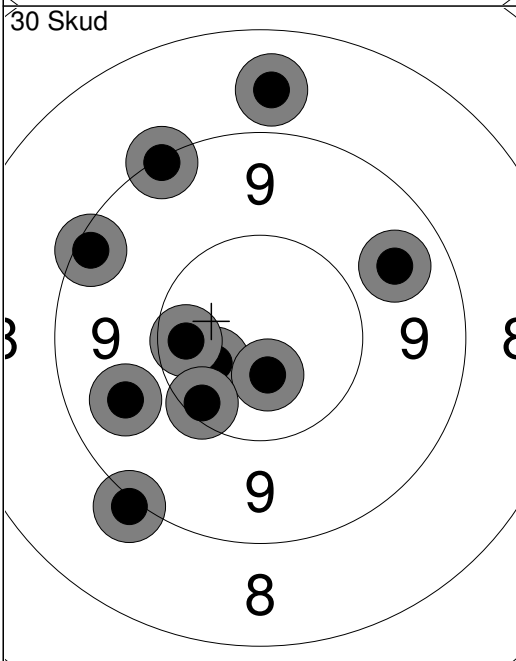
30 Skud



- 11: 9.2 ←
- 12: 8.7 ↘
- 13: 10.0 →
- 14: 10.4 ↗
- 15: 7.7 ↘
- 16: 10.8 →
- 17: 9.0 ←
- 18: 10.1 ↗
- 19: 10.6 ↘
- 20: 9.9 ↗

Serie 92.0
Total 188.0

30 Skud



- 21: 10.5 ←
- 22: 9.7 ←
- 23: 9.6 ↗
- 24: 9.2 ↗
- 25: 10.6 ↘
- 26: 10.3 ←
- 27: 9.1 ↘
- 28: 10.2 ↘
- 29: 8.7 ↗
- 30: 9.3 ←

Serie 93.0
Total 281.0

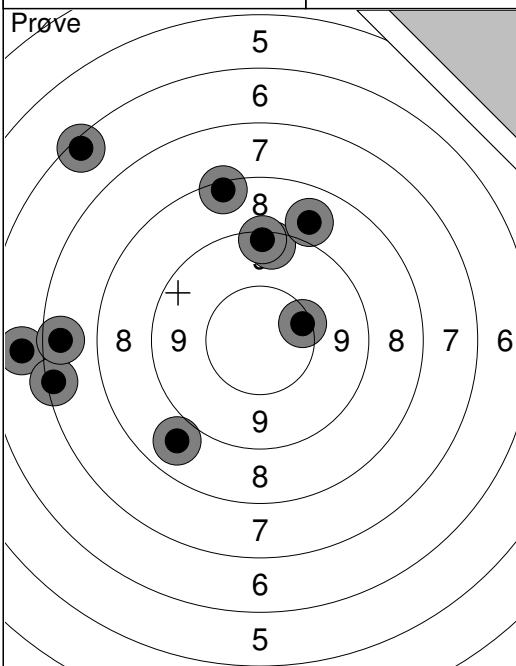
Hold
149

Skive
2

Egon Østergaard

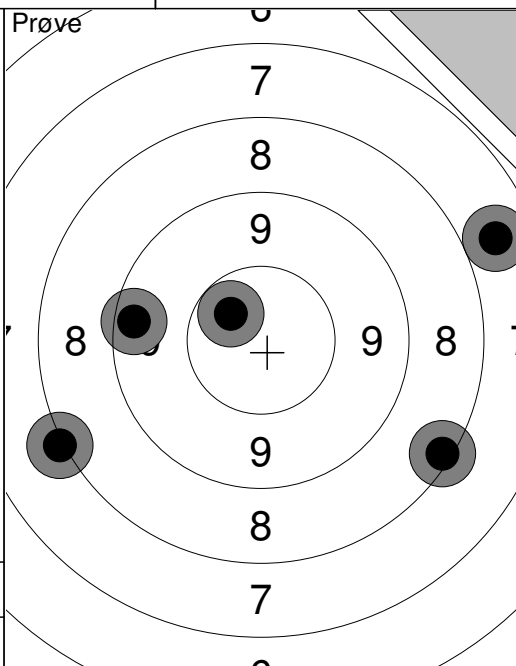
Løgstør Skyttelaug

Prøve



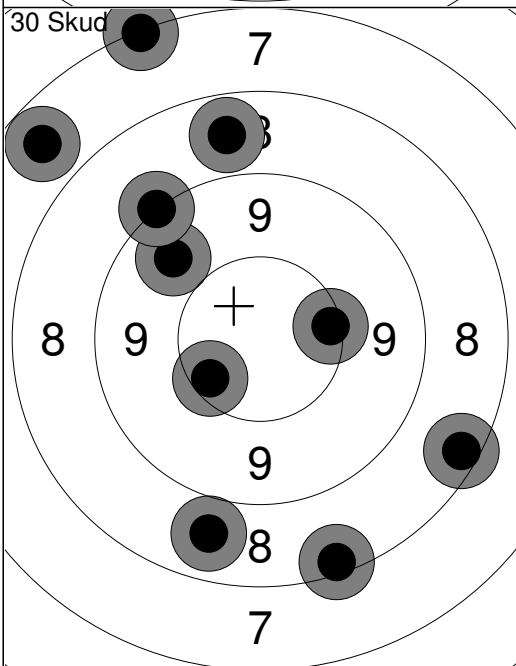
Serie	78.0
Total	0.0

Prøve



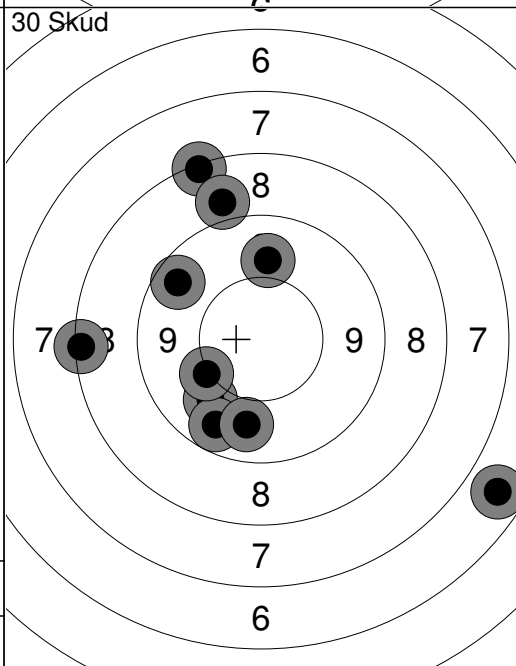
Serie	42.0
Total	0.0

30 Skud



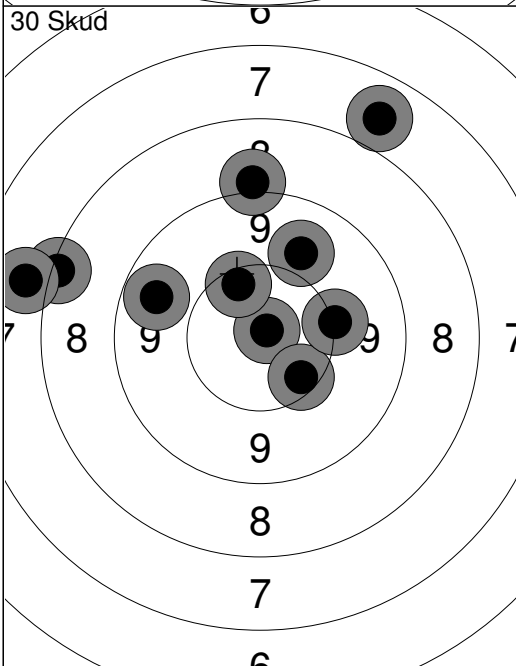
Serie	84.0
Total	84.0

30 Skud



Serie	85.0
Total	169.0

30 Skud



Serie	89.0
Total	258.0

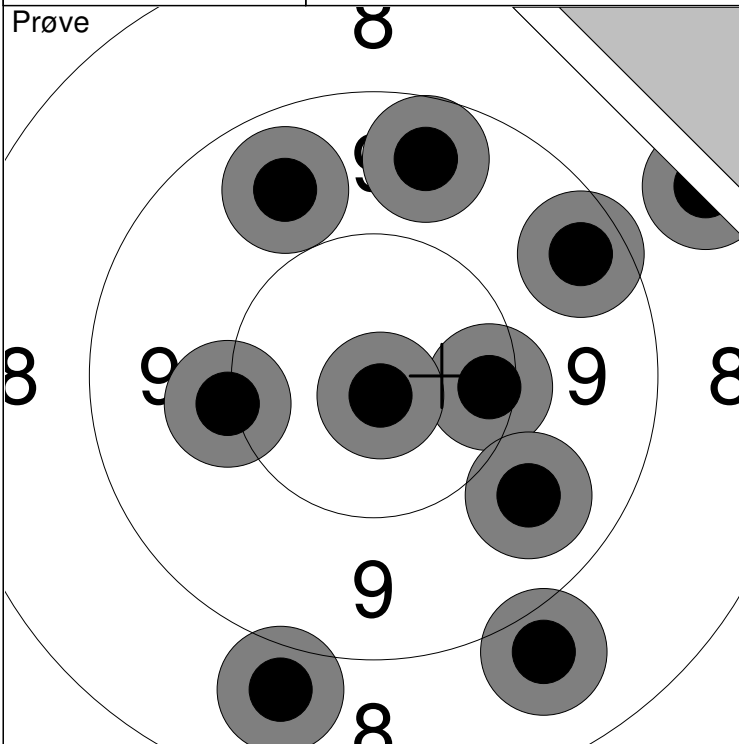
Hold
149

Skive
3

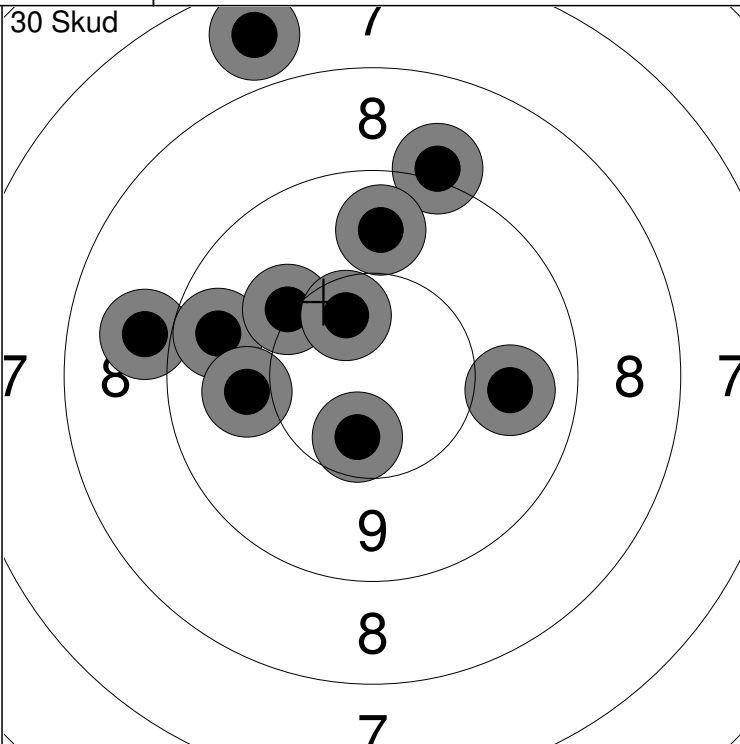
Lars Dyrskjød

Vadum Skf.

Prøve



30 Skud



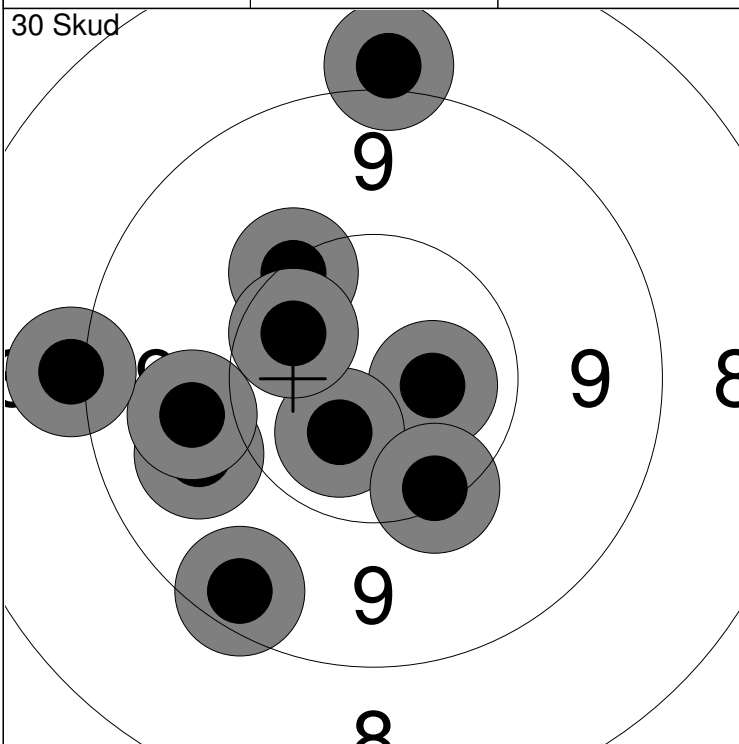
1: 9.6	↑	6: 10.1	←
2: 10.3	→	7: 10.8	↓
3: 9.7	↗	8: 9.5	↗
4: 8.5	↘	9: 8.9	↓
5: 8.9	↓	10: 9.8	↓

Serie	90.0
Total	0.0

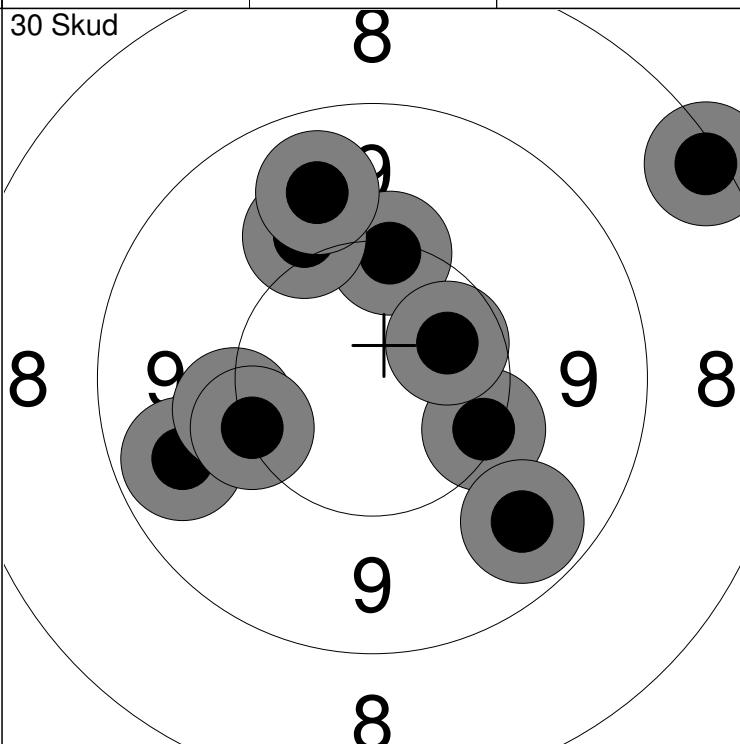
1: 8.9	←	6: 9.8	↑
2: 9.8	→	7: 10.1	↖
3: 10.4	↓	8: 9.9	←
4: 9.6	←	9: 10.4	↑
5: 9.1	↑	10: 7.7	↑

Serie	90.0
Total	90.0

30 Skud



30 Skud



11: 9.4	↘	16: 10.6	↓
12: 9.9	←	17: 9.1	←
13: 10.2	↖	18: 10.2	↓
14: 9.9	←	19: 9.0	↑
15: 10.6	→	20: 10.4	↖

Serie	95.0
Total	185.0

21: 10.2	↑	26: 8.3	↗
22: 10.2	→	27: 10.5	↗
23: 10.0	↖	28: 9.8	↑
24: 9.7	←	29: 9.7	↓
25: 10.1	←	30: 10.2	←

Serie	95.0
Total	280.0

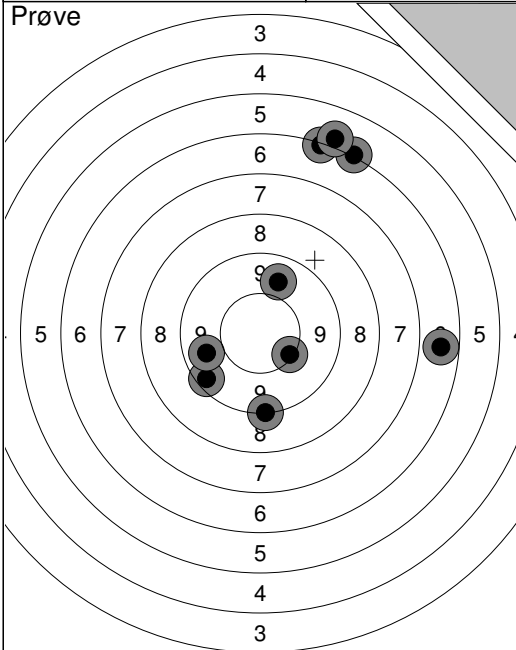
Hold
149

Skive
4

Kim Øbro

Aalborg Skyttekreds

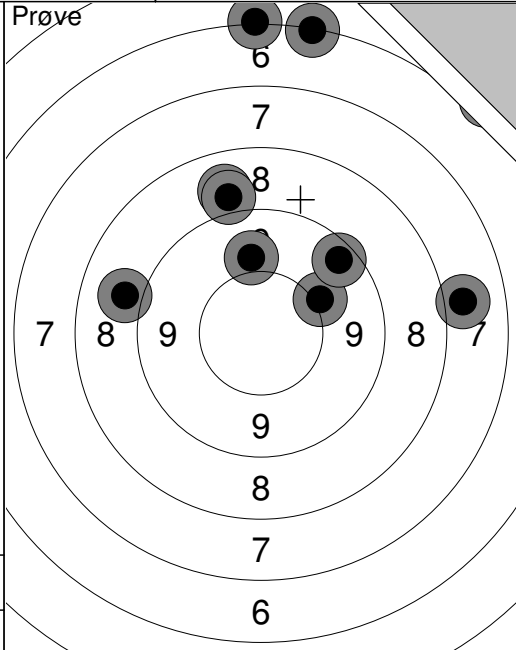
Prøve



- 1: 0.0 ↗
- 2: 6.2 ↑
- 3: 9.4 ↙
- 4: 6.6 →
- 5: 9.7 ←
- 6: 9.8 ↑
- 7: 10.2 ↘
- 8: 6.1 ↗
- 9: 6.0 ↑
- 10: 9.2 ↓

Serie 70.0
Total 0.0

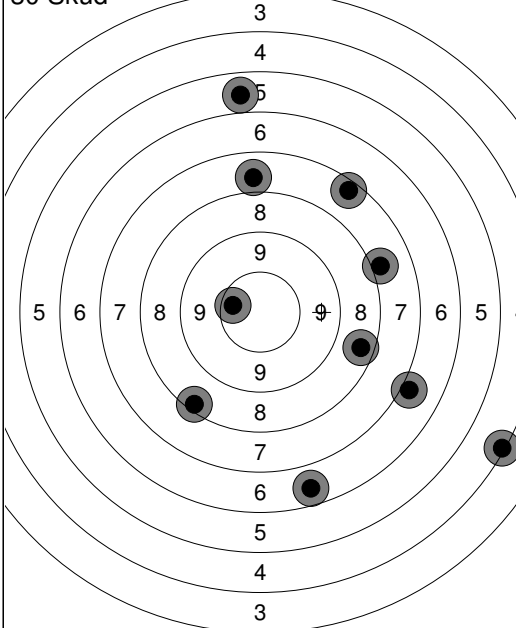
Prøve



- 11: 7.9 →
- 12: 6.2 ↑
- 13: 5.9 ↗
- 14: 10.0 ↗
- 15: 8.8 ↑
- 16: 9.5 ↗
- 17: 6.1 ↑
- 18: 8.9 ←
- 19: 8.9 ↑
- 20: 9.9 ↑

Serie 76.0
Total 0.0

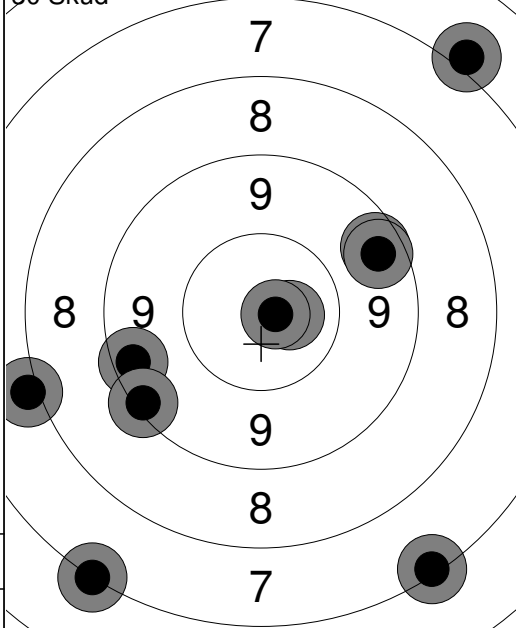
30 Skud



- 1: 7.0 →
- 2: 5.7 ↑
- 3: 10.4 ←
- 4: 7.4 ↗
- 5: 8.0 →
- 6: 6.6 ↓
- 7: 8.4 ↙
- 8: 4.3 →
- 9: 7.8 ↑
- 10: 8.5 →

Serie 70.0
Total 70.0

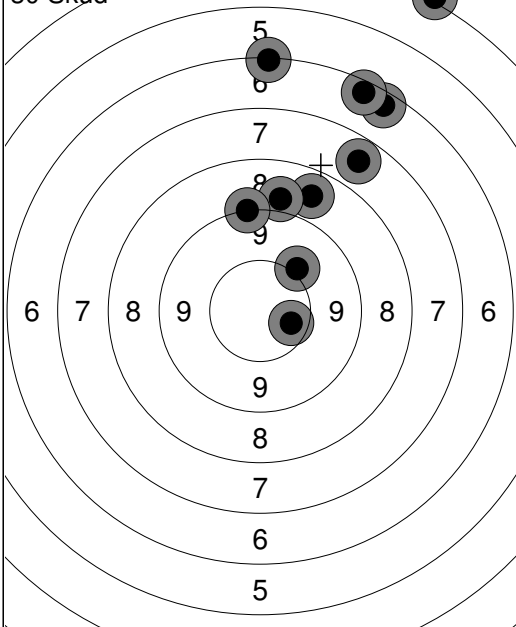
30 Skud



- 11: 9.4 ←
- 12: 9.5 ↗
- 13: 7.0 ↗
- 14: 9.3 ←
- 15: 9.5 ↗
- 16: 7.2 ↓
- 17: 8.0 ←
- 18: 10.6 →
- 19: 7.2 ↙
- 20: 10.8 →

Serie 85.0
Total 155.0

30 Skud



- 21: 10.4 →
- 22: 4.1 ↗
- 23: 6.2 ↑
- 24: 8.7 ↗
- 25: 8.9 ↑
- 26: 9.2 ↑
- 27: 10.0 ↗
- 28: 6.4 ↗
- 29: 6.4 ↗
- 30: 7.7 ↗

Serie 74.0
Total 229.0

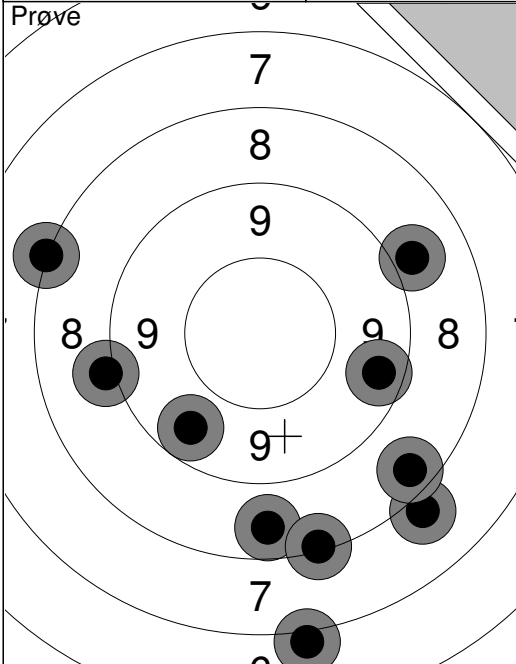
Hold
149

Skive
5

Claus Rittig

Aalborg Skyttekreds

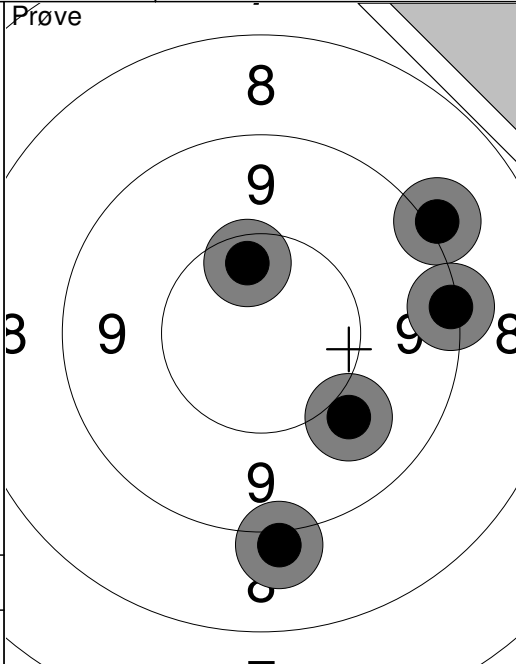
Prøve



- 1: 8.0 ↘
- 2: 9.5 →
- 3: 8.2 ↖
- 4: 8.9 →
- 5: 9.1 ←
- 6: 9.6 ↙
- 7: 8.5 ↘
- 8: 8.6 ↘
- 9: 7.0 ↘
- 10: 8.2 ↘

Serie 82.0
Total 0.0

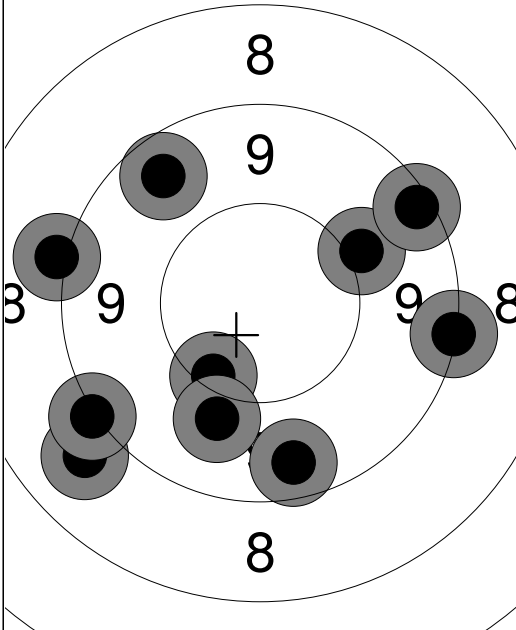
Prøve



- 11: 9.0 ↘
- 12: 10.4 ↑
- 13: 10.0 ↘
- 14: 9.1 ↗
- 15: 9.3 →

Serie 47.0
Total 0.0

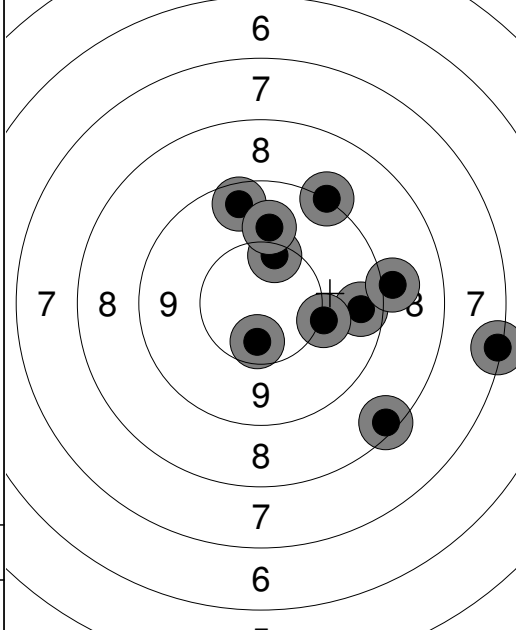
30 Skud



- 1: 8.8 ↖
- 2: 9.1 ↖
- 3: 10.2 ↘
- 4: 9.5 ↘
- 5: 9.2 →
- 6: 9.6 ↗
- 7: 9.9 ↘
- 8: 10.0 →
- 9: 9.3 →
- 10: 9.1 ←

Serie 91.0
Total 91.0

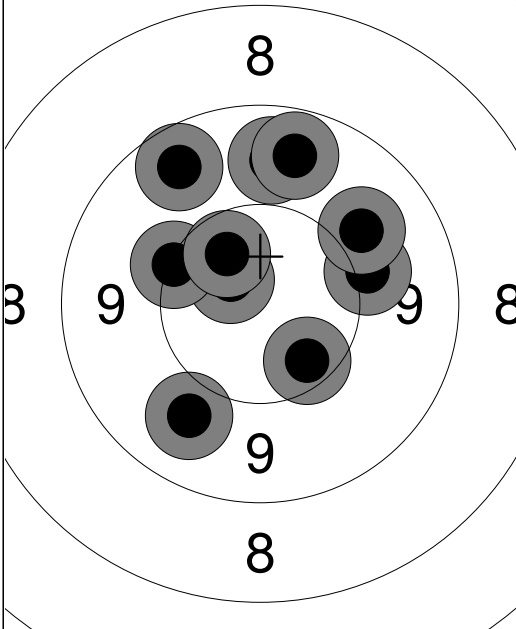
30 Skud



- 11: 10.3 ↑
- 12: 9.5 →
- 13: 9.2 ↗
- 14: 8.4 ↘
- 15: 10.1 →
- 16: 10.4 ↘
- 17: 9.5 ↑
- 18: 9.9 ↑
- 19: 9.0 →
- 20: 7.2 →

Serie 90.0
Total 181.0

30 Skud



- 21: 9.8 ↘
- 22: 10.0 →
- 23: 9.7 ↑
- 24: 10.6 ↗
- 25: 10.2 ↖
- 26: 10.3 ↘
- 27: 9.9 ↗
- 28: 9.6 ↑
- 29: 10.5 ↗
- 30: 9.6 ↗

Serie 95.0
Total 276.0

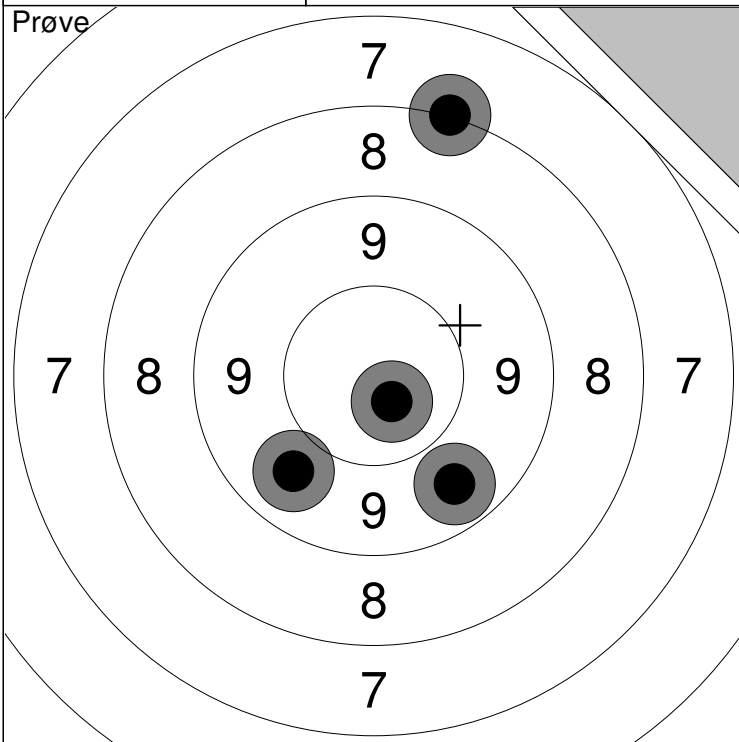
Hold
149

Skive
6

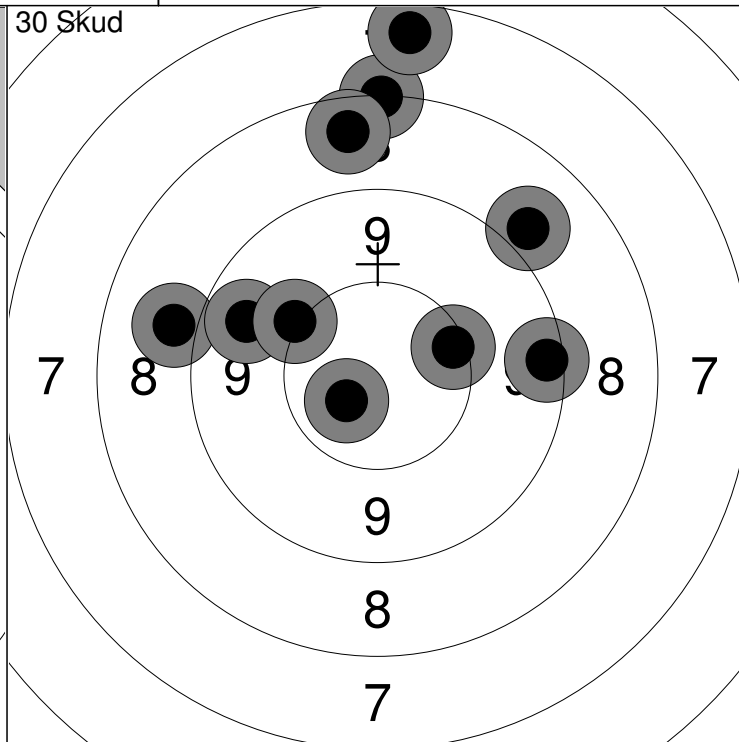
Claus Rittig

Aalborg Skyttekreds

Prøve



30 Skud



1: 10.7 ↘
 2: 9.7 ↘
 3: 8.1 ↗
 4: 9.8 ↙
 5: 6.6 ↗

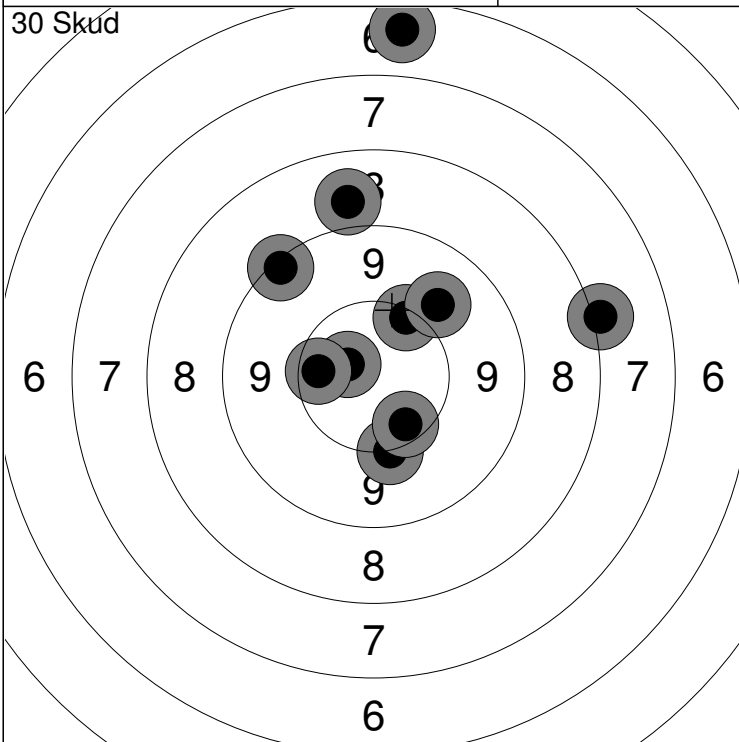
Serie 42.0
 Total 0.0

1: 9.4 →
 2: 10.6 ↙
 3: 8.2 ↗
 4: 8.9 ↖
 5: 7.5 ↗

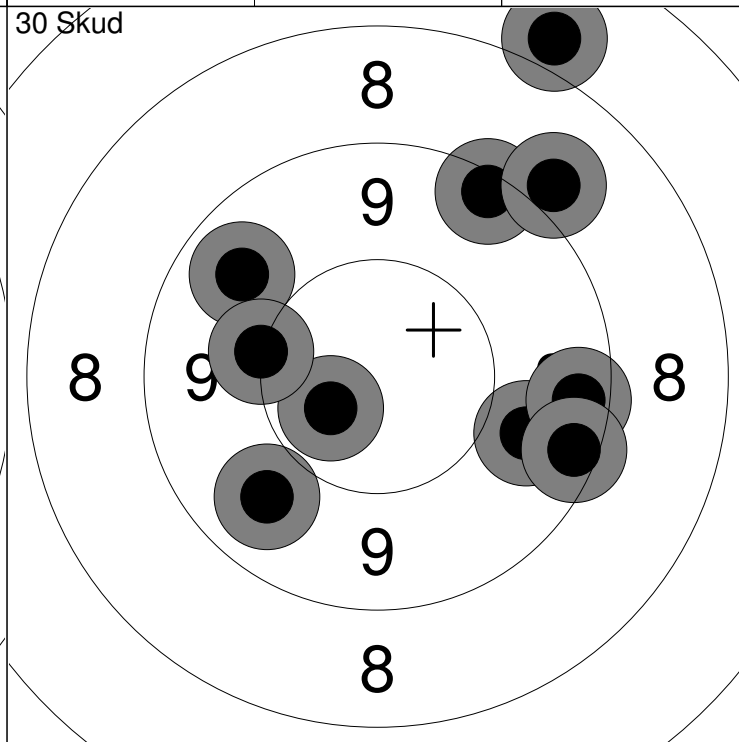
6: 10.2 →
 7: 8.5 ↗
 8: 8.9 ↗
 9: 9.7 ↖
 10: 10.1 ↖

Serie 87.0
 Total 87.0

30 Skud



30 Skud



11: 8.1 →
 12: 8.8 ↗
 13: 10.1 ↘
 14: 10.6 ↖
 15: 10.2 ↗

16: 9.9 ↗
 17: 9.3 ↖
 18: 6.6 ↗
 19: 10.4 ↖
 20: 10.3 ↘

Serie 90.0
 Total 177.0

21: 9.3 ↗
 22: 9.7 ↖
 23: 9.8 →
 24: 9.4 →
 25: 9.8 ↙

26: 10.6 ↖
 27: 9.4 →
 28: 8.9 ↗
 29: 7.9 ↗
 30: 10.1 ↖

Serie 89.0
 Total 266.0

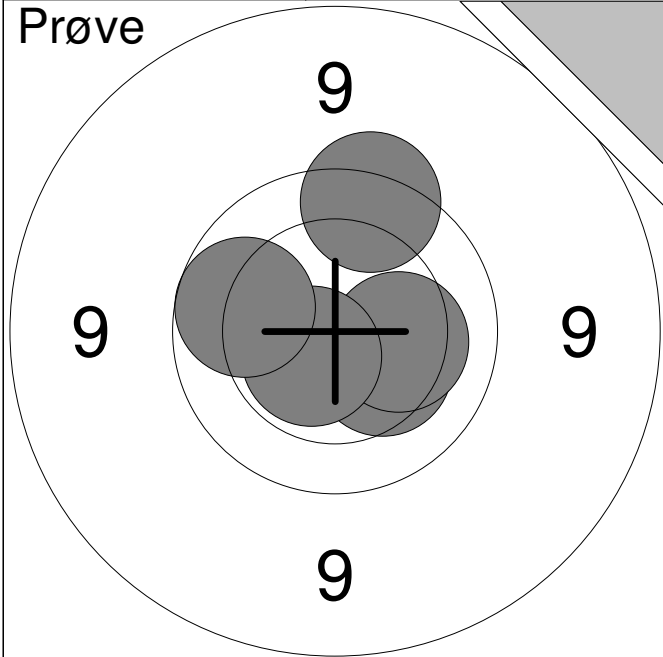
Hold
149

Skive
7

Mathias Østerkær

Hjørring Skytteforening

Prøve

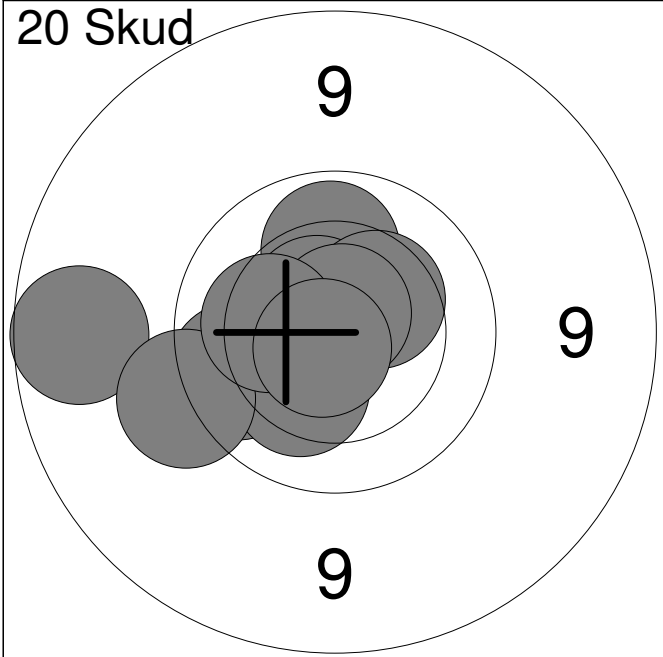


1:	9.7	↑
2:	10.3	↘
3:	10.3	→
4:	*10.6	↙
5:	9.9	←

Serie 48.0

Total 0.0

20 Skud

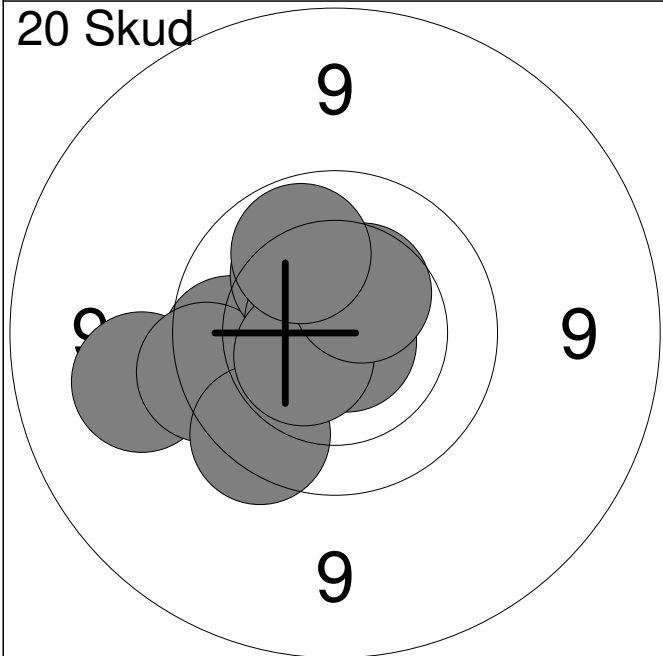


1:	8.9	←
2:	10.1	↑
3:	*10.6	↗
4:	9.9	←
5:	10.4	↗
6:	10.2	↙
7:	*10.7	↑
8:	9.5	←
9:	10.2	←
10:	*10.7	↙

Serie 96.0

Total 96.0

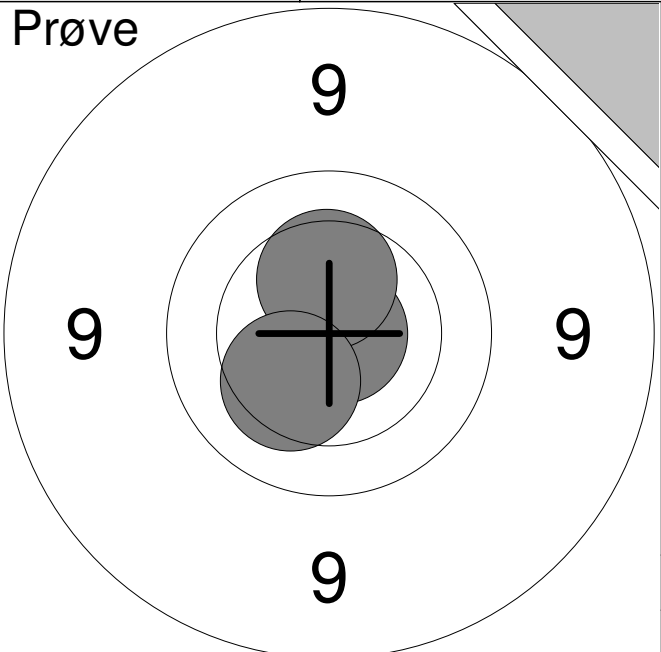
20 Skud



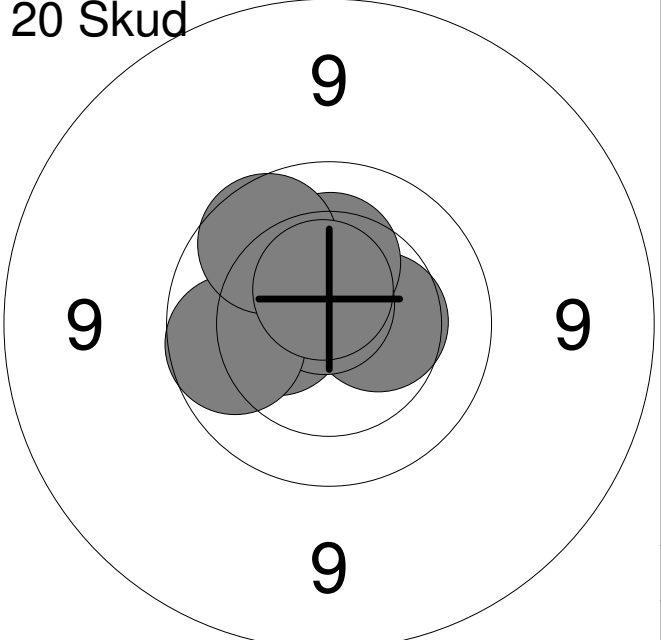
11:	9.9	←
12:	9.3	←
13:	*10.8	↘
14:	9.7	←
15:	9.7	↙
16:	10.2	↗
17:	*10.7	↗
18:	*10.5	↙
19:	10.4	↗
20:	10.0	↗

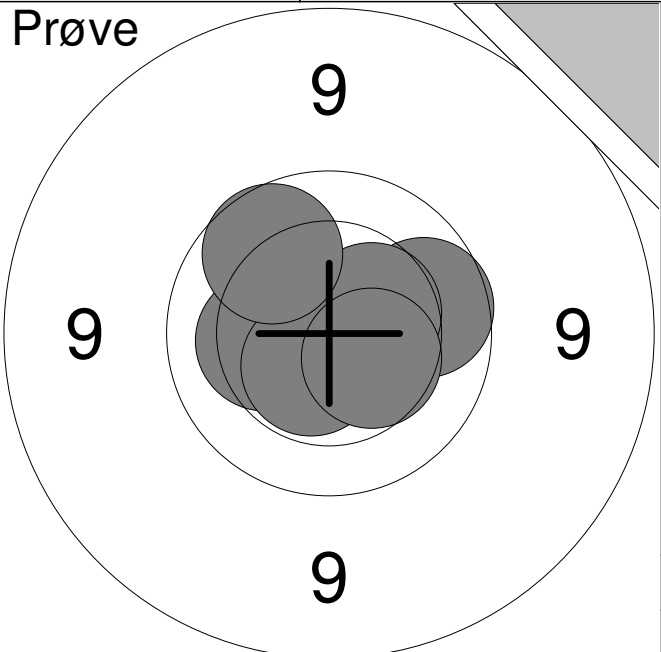
Serie 96.0

Total 192.0

<p>Prøve</p> 	<table style="width:100%; border-collapse: collapse;"> <tr><td style="width:10%;">1:</td><td style="width:15%;">*10.9</td><td style="width:10%; text-align: right;">→</td></tr> <tr><td>2:</td><td>10.4</td><td style="text-align: right;">↑</td></tr> <tr><td>3:</td><td>10.3</td><td style="text-align: right;">↘</td></tr> </table> <table border="1" style="width:100%; border-collapse: collapse; margin-top: 10px;"> <tr> <td style="width:80%;">Serie</td> <td style="text-align: right;">30.0</td> </tr> <tr> <td>Total</td> <td style="text-align: right;">0.0</td> </tr> </table>	1:	*10.9	→	2:	10.4	↑	3:	10.3	↘	Serie	30.0	Total	0.0
1:	*10.9	→												
2:	10.4	↑												
3:	10.3	↘												
Serie	30.0													
Total	0.0													

<p>20 Skud</p> 	<table style="width:100%; border-collapse: collapse;"> <tr><td style="width:10%;">1:</td><td style="width:15%;">*10.7</td><td style="width:10%; text-align: right;">↙</td></tr> <tr><td>2:</td><td>10.5</td><td style="text-align: right;">↑</td></tr> <tr><td>3:</td><td>10.3</td><td style="text-align: right;">↘</td></tr> <tr><td>4:</td><td>*10.7</td><td style="text-align: right;">↗</td></tr> <tr><td>5:</td><td>10.4</td><td style="text-align: right;">↖</td></tr> <tr><td>6:</td><td>10.1</td><td style="text-align: right;">↗</td></tr> <tr><td>7:</td><td>10.2</td><td style="text-align: right;">↖</td></tr> <tr><td>8:</td><td>*10.9</td><td style="text-align: right;">←</td></tr> <tr><td>9:</td><td>*10.7</td><td style="text-align: right;">↘</td></tr> <tr><td>10:</td><td>9.9</td><td style="text-align: right;">←</td></tr> </table> <table border="1" style="width:100%; border-collapse: collapse; margin-top: 10px;"> <tr> <td style="width:80%;">Serie</td> <td style="text-align: right;">99.0</td> </tr> <tr> <td>Total</td> <td style="text-align: right;">99.0</td> </tr> </table>	1:	*10.7	↙	2:	10.5	↑	3:	10.3	↘	4:	*10.7	↗	5:	10.4	↖	6:	10.1	↗	7:	10.2	↖	8:	*10.9	←	9:	*10.7	↘	10:	9.9	←	Serie	99.0	Total	99.0
1:	*10.7	↙																																	
2:	10.5	↑																																	
3:	10.3	↘																																	
4:	*10.7	↗																																	
5:	10.4	↖																																	
6:	10.1	↗																																	
7:	10.2	↖																																	
8:	*10.9	←																																	
9:	*10.7	↘																																	
10:	9.9	←																																	
Serie	99.0																																		
Total	99.0																																		

<p>20 Skud</p> 	<table style="width:100%; border-collapse: collapse;"> <tr><td style="width:10%;">11:</td><td style="width:15%;">10.5</td><td style="width:10%; text-align: right;">↑</td></tr> <tr><td>12:</td><td>10.4</td><td style="text-align: right;">←</td></tr> <tr><td>13:</td><td>10.4</td><td style="text-align: right;">→</td></tr> <tr><td>14:</td><td>10.4</td><td style="text-align: right;">↗</td></tr> <tr><td>15:</td><td>10.5</td><td style="text-align: right;">↗</td></tr> <tr><td>16:</td><td>10.3</td><td style="text-align: right;">↑</td></tr> <tr><td>17:</td><td>*10.7</td><td style="text-align: right;">↑</td></tr> <tr><td>18:</td><td>9.9</td><td style="text-align: right;">←</td></tr> <tr><td>19:</td><td>9.9</td><td style="text-align: right;">↗</td></tr> <tr><td>20:</td><td>*10.6</td><td style="text-align: right;">↑</td></tr> </table> <table border="1" style="width:100%; border-collapse: collapse; margin-top: 10px;"> <tr> <td style="width:80%;">Serie</td> <td style="text-align: right;">98.0</td> </tr> <tr> <td>Total</td> <td style="text-align: right;">197.0</td> </tr> </table>	11:	10.5	↑	12:	10.4	←	13:	10.4	→	14:	10.4	↗	15:	10.5	↗	16:	10.3	↑	17:	*10.7	↑	18:	9.9	←	19:	9.9	↗	20:	*10.6	↑	Serie	98.0	Total	197.0
11:	10.5	↑																																	
12:	10.4	←																																	
13:	10.4	→																																	
14:	10.4	↗																																	
15:	10.5	↗																																	
16:	10.3	↑																																	
17:	*10.7	↑																																	
18:	9.9	←																																	
19:	9.9	↗																																	
20:	*10.6	↑																																	
Serie	98.0																																		
Total	197.0																																		

<p>Prøve</p> 	<table style="width:100%; border-collapse: collapse;"> <tr><td style="text-align: right;">1:</td><td style="text-align: right;">9.9</td><td style="text-align: right;">→</td></tr> <tr><td style="text-align: right;">2:</td><td style="text-align: right;">10.4</td><td style="text-align: right;">↗</td></tr> <tr><td style="text-align: right;">3:</td><td style="text-align: right;">10.3</td><td style="text-align: right;">←</td></tr> <tr><td style="text-align: right;">4:</td><td style="text-align: right;">*10.5</td><td style="text-align: right;">↘</td></tr> <tr><td style="text-align: right;">5:</td><td style="text-align: right;">9.9</td><td style="text-align: right;">↗</td></tr> <tr><td style="text-align: right;">6:</td><td style="text-align: right;">10.4</td><td style="text-align: right;">↘</td></tr> </table> <table border="1" style="width:100%; border-collapse: collapse; margin-top: 5px;"> <tr> <td style="width:80%;">Serie</td> <td style="text-align: right;">58.0</td> </tr> <tr> <td>Total</td> <td style="text-align: right;">0.0</td> </tr> </table>	1:	9.9	→	2:	10.4	↗	3:	10.3	←	4:	*10.5	↘	5:	9.9	↗	6:	10.4	↘	Serie	58.0	Total	0.0
1:	9.9	→																					
2:	10.4	↗																					
3:	10.3	←																					
4:	*10.5	↘																					
5:	9.9	↗																					
6:	10.4	↘																					
Serie	58.0																						
Total	0.0																						

<p>20 Skud</p> 	<table style="width:100%; border-collapse: collapse;"> <tr><td style="text-align: right;">1:</td><td style="text-align: right;">10.2</td><td style="text-align: right;">↖</td></tr> <tr><td style="text-align: right;">2:</td><td style="text-align: right;">*10.7</td><td style="text-align: right;">↗</td></tr> <tr><td style="text-align: right;">3:</td><td style="text-align: right;">9.9</td><td style="text-align: right;">↘</td></tr> <tr><td style="text-align: right;">4:</td><td style="text-align: right;">10.5</td><td style="text-align: right;">↘</td></tr> <tr><td style="text-align: right;">5:</td><td style="text-align: right;">10.0</td><td style="text-align: right;">↘</td></tr> <tr><td style="text-align: right;">6:</td><td style="text-align: right;">10.1</td><td style="text-align: right;">↘</td></tr> <tr><td style="text-align: right;">7:</td><td style="text-align: right;">10.2</td><td style="text-align: right;">↘</td></tr> <tr><td style="text-align: right;">8:</td><td style="text-align: right;">*10.8</td><td style="text-align: right;">↗</td></tr> <tr><td style="text-align: right;">9:</td><td style="text-align: right;">*10.6</td><td style="text-align: right;">↘</td></tr> <tr><td style="text-align: right;">10:</td><td style="text-align: right;">9.8</td><td style="text-align: right;">↗</td></tr> </table> <table border="1" style="width:100%; border-collapse: collapse; margin-top: 5px;"> <tr> <td style="width:80%;">Serie</td> <td style="text-align: right;">98.0</td> </tr> <tr> <td>Total</td> <td style="text-align: right;">98.0</td> </tr> </table>	1:	10.2	↖	2:	*10.7	↗	3:	9.9	↘	4:	10.5	↘	5:	10.0	↘	6:	10.1	↘	7:	10.2	↘	8:	*10.8	↗	9:	*10.6	↘	10:	9.8	↗	Serie	98.0	Total	98.0
1:	10.2	↖																																	
2:	*10.7	↗																																	
3:	9.9	↘																																	
4:	10.5	↘																																	
5:	10.0	↘																																	
6:	10.1	↘																																	
7:	10.2	↘																																	
8:	*10.8	↗																																	
9:	*10.6	↘																																	
10:	9.8	↗																																	
Serie	98.0																																		
Total	98.0																																		

<p>20 Skud</p> 	<table style="width:100%; border-collapse: collapse;"> <tr><td style="text-align: right;">11:</td><td style="text-align: right;">10.3</td><td style="text-align: right;">↖</td></tr> <tr><td style="text-align: right;">12:</td><td style="text-align: right;">10.4</td><td style="text-align: right;">→</td></tr> <tr><td style="text-align: right;">13:</td><td style="text-align: right;">10.5</td><td style="text-align: right;">↑</td></tr> <tr><td style="text-align: right;">14:</td><td style="text-align: right;">10.4</td><td style="text-align: right;">↑</td></tr> <tr><td style="text-align: right;">15:</td><td style="text-align: right;">*10.8</td><td style="text-align: right;">↘</td></tr> <tr><td style="text-align: right;">16:</td><td style="text-align: right;">10.0</td><td style="text-align: right;">↗</td></tr> <tr><td style="text-align: right;">17:</td><td style="text-align: right;">*10.5</td><td style="text-align: right;">←</td></tr> <tr><td style="text-align: right;">18:</td><td style="text-align: right;">10.3</td><td style="text-align: right;">↖</td></tr> <tr><td style="text-align: right;">19:</td><td style="text-align: right;">10.5</td><td style="text-align: right;">↑</td></tr> <tr><td style="text-align: right;">20:</td><td style="text-align: right;">10.3</td><td style="text-align: right;">↑</td></tr> </table> <table border="1" style="width:100%; border-collapse: collapse; margin-top: 5px;"> <tr> <td style="width:80%;">Serie</td> <td style="text-align: right;">100.0</td> </tr> <tr> <td>Total</td> <td style="text-align: right;">198.0</td> </tr> </table>	11:	10.3	↖	12:	10.4	→	13:	10.5	↑	14:	10.4	↑	15:	*10.8	↘	16:	10.0	↗	17:	*10.5	←	18:	10.3	↖	19:	10.5	↑	20:	10.3	↑	Serie	100.0	Total	198.0
11:	10.3	↖																																	
12:	10.4	→																																	
13:	10.5	↑																																	
14:	10.4	↑																																	
15:	*10.8	↘																																	
16:	10.0	↗																																	
17:	*10.5	←																																	
18:	10.3	↖																																	
19:	10.5	↑																																	
20:	10.3	↑																																	
Serie	100.0																																		
Total	198.0																																		

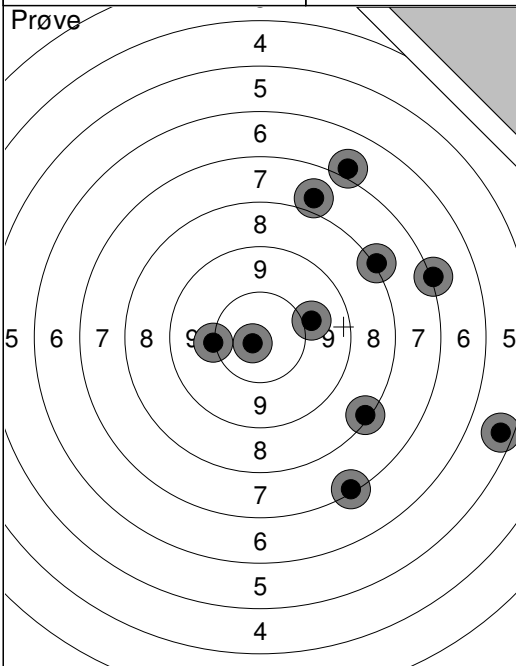
Hold
149

Skive
10

Anker Larsen

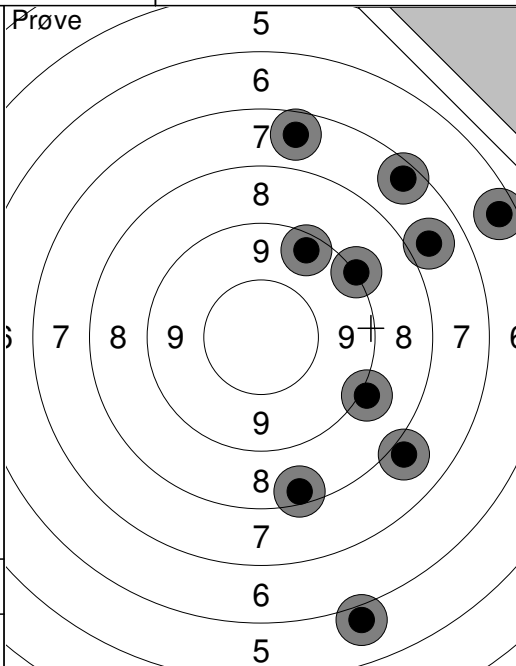
Aalborg Skyttekreds

Prøve



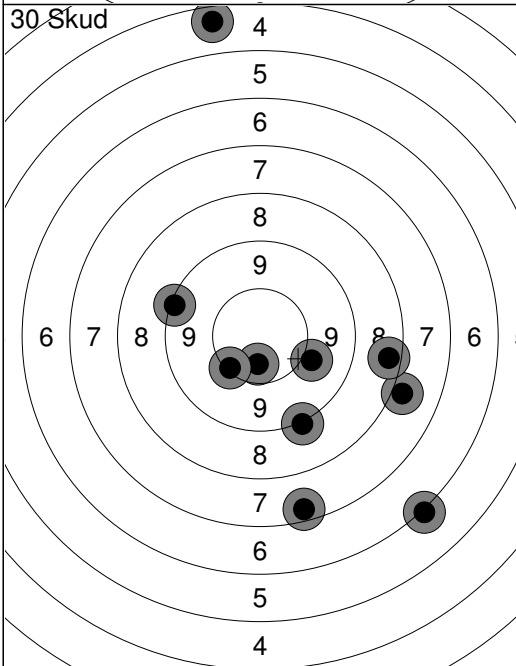
Serie	79.0
Total	0.0

Prøve



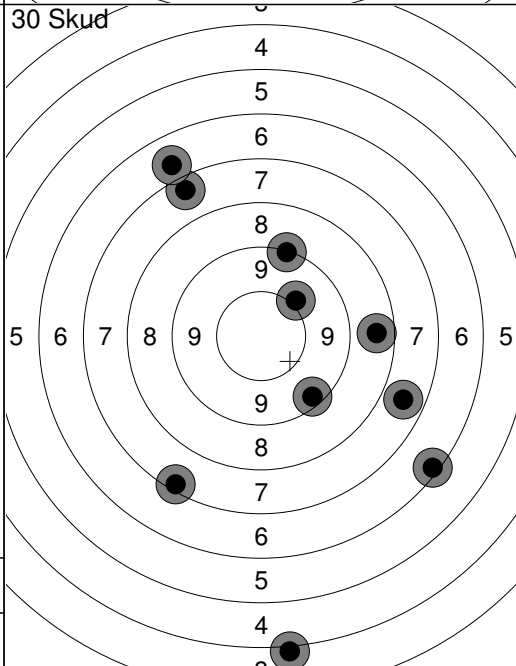
Serie	74.0
Total	0.0

30 Skud



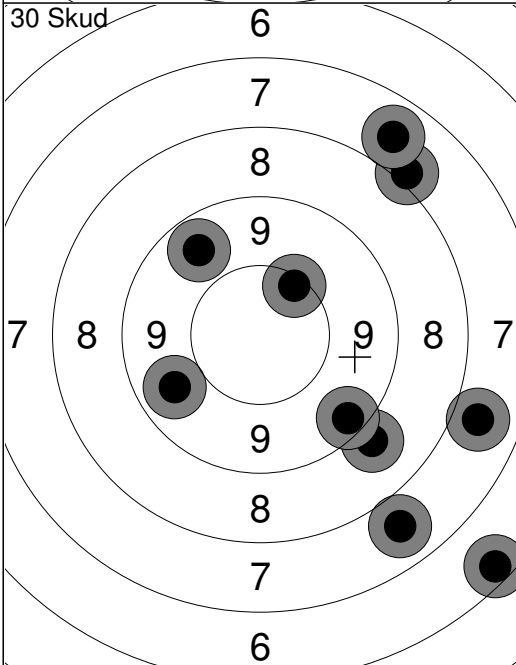
Serie	81.0
Total	81.0

30 Skud



Serie	73.0
Total	154.0

30 Skud



Serie	81.0
Total	235.0

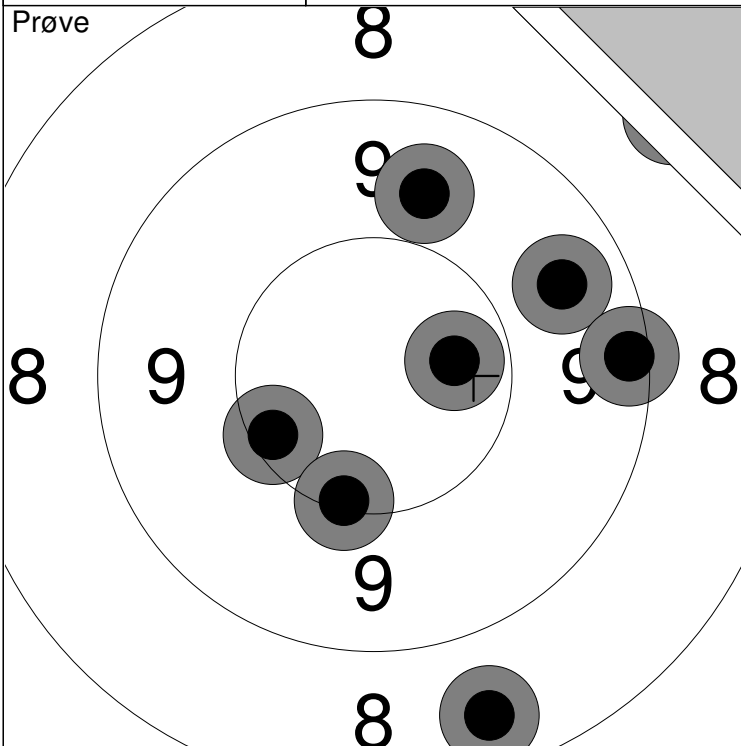
Hold
149

Skive
11

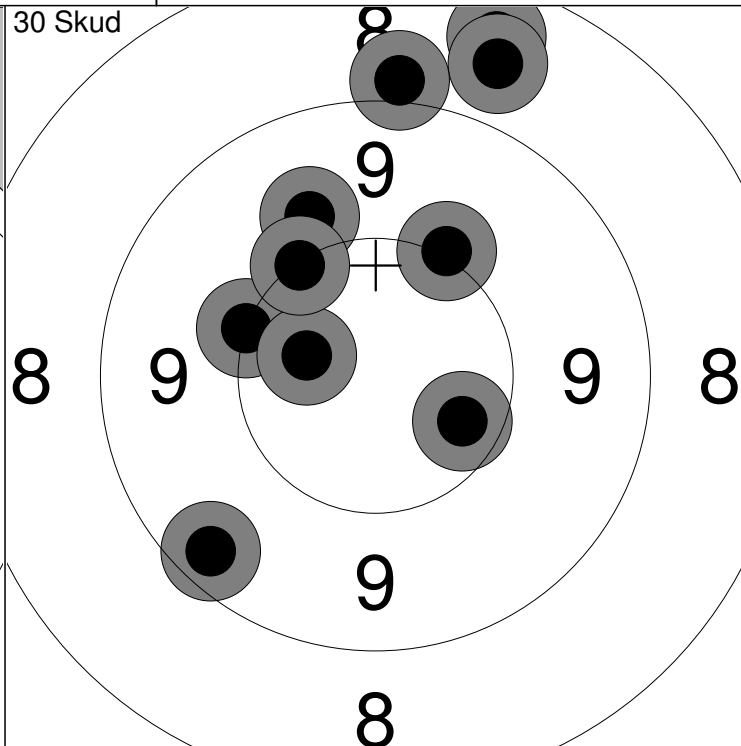
Mikkel Bertelsen

Vadum Skf.

Prøve



30 Skud



1: 8.5 ↓
2: 9.8 ↑
3: 10.4 →
4: 8.3 ↗
5: 9.6 ↗

6: 9.3 →
7: 10.2 ↙
8: 10.2 ↓

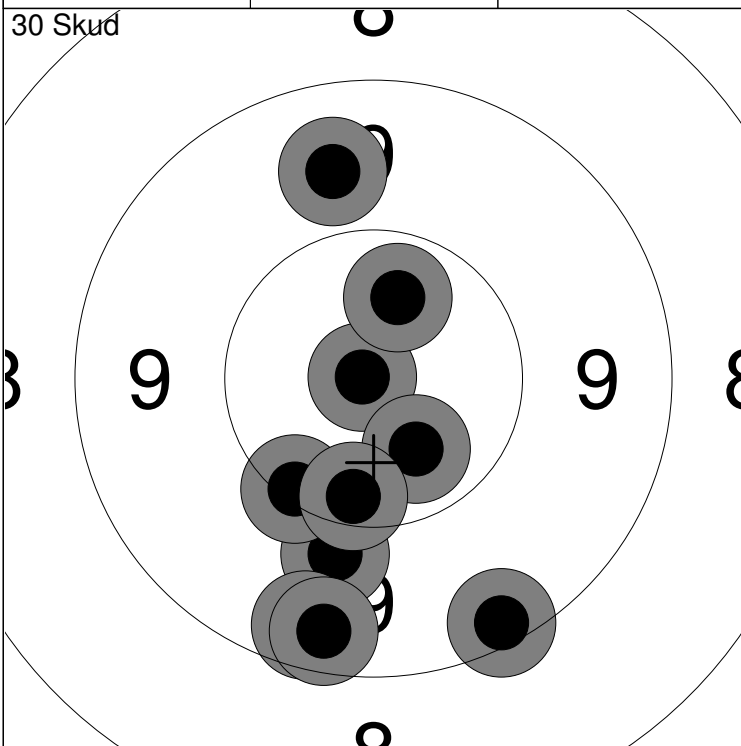
Serie 73.0
Total 0.0

1: 10.3 →
2: 10.1 ↖
3: 8.5 ↑
4: 9.4 ↙
5: 8.7 ↑

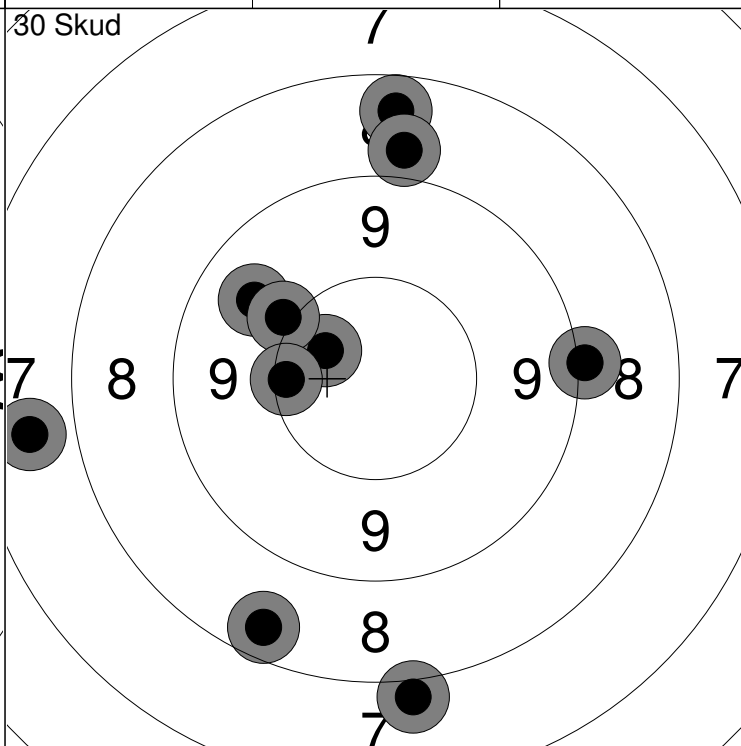
6: 9.9 ↑
7: 10.1 ↗
8: 10.5 ↖
9: 9.0 ↑
10: 10.1 ↖

Serie 93.0
Total 93.0

30 Skud



30 Skud



11: 9.7 ↑
12: 9.9 ↓
13: 10.9 ←
14: 10.2 ↙
15: 10.5 ↑

16: 10.5 ↓
17: 9.4 ↓
18: 9.4 ↓
19: 10.3 ↓
20: 9.3 ↓

Serie 95.0
Total 188.0

21: 8.4 ↓
22: 7.7 ←
23: 8.5 ↑
24: 9.1 →
25: 8.9 ↑

26: 9.7 ↖
27: 10.5 ↖
28: 10.0 ↖
29: 10.2 ←
30: 8.0 ↓

Serie 87.0
Total 275.0

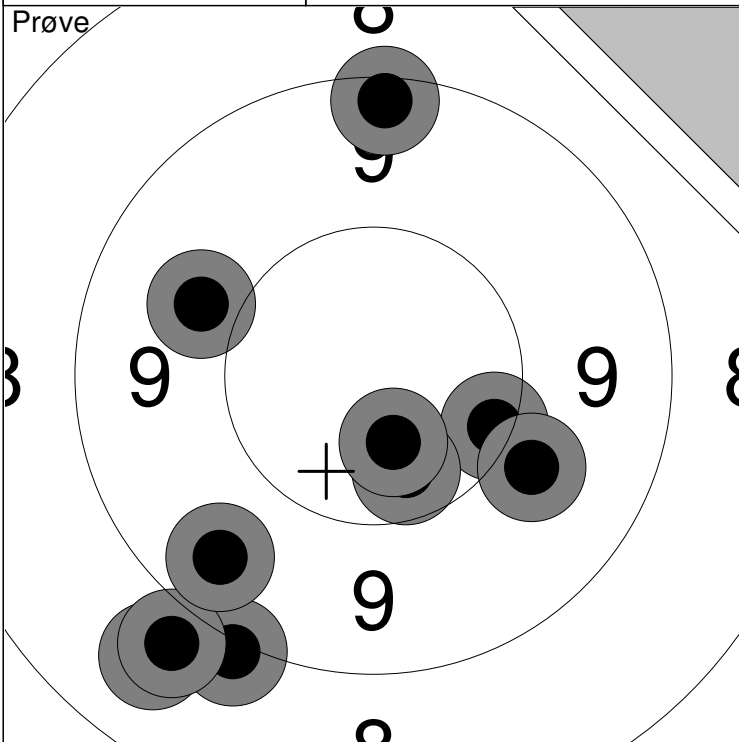
Hold
149

Skive
12

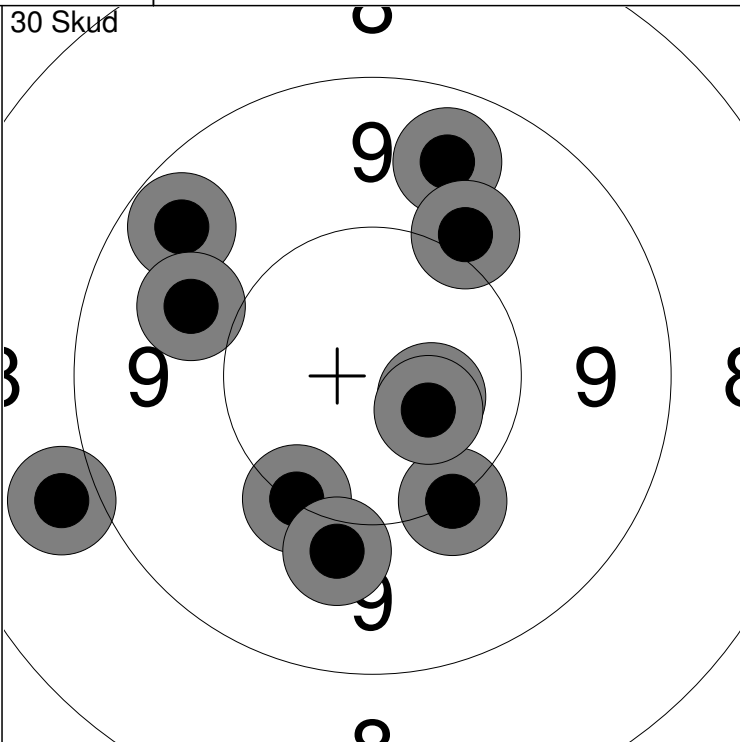
Ole M. Nielsen

Ulsted Skf.

Prøve



30 Skud



1:	8.7	↙
2:	9.1	↘
3:	9.3	↑
4:	10.2	→
5:	9.9	←

6:	8.9	↙
7:	9.5	↘
8:	10.4	↘
9:	9.9	↘
10:	10.6	↘

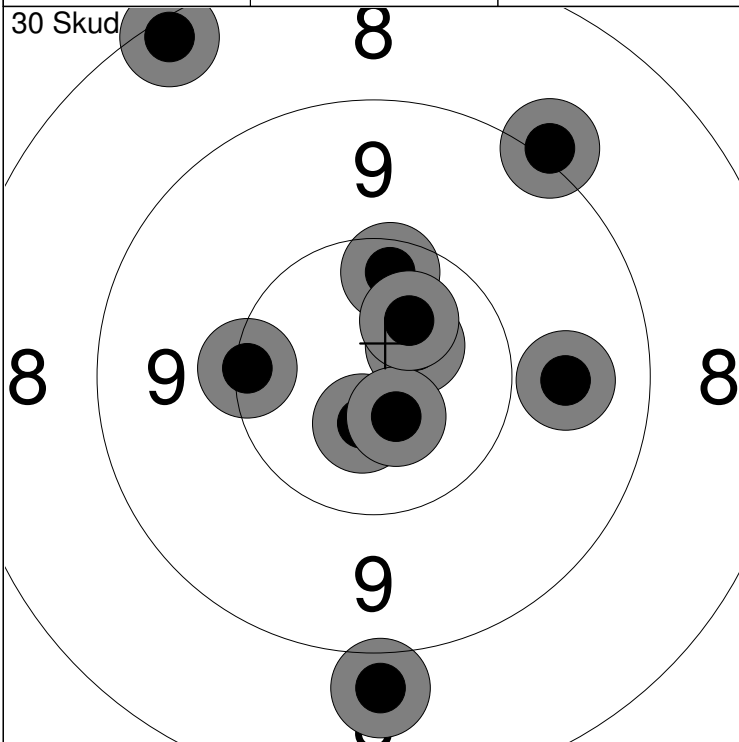
Serie	91.0
Total	0.0

1:	10.1	↘
2:	10.6	→
3:	8.9	←
4:	9.5	↗
5:	10.6	↘

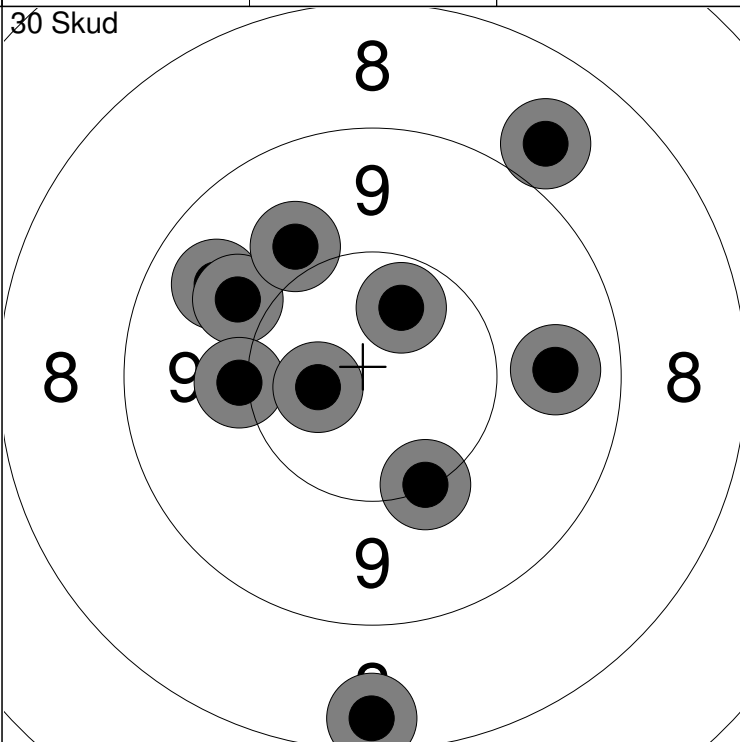
6:	10.1	↘
7:	9.9	↘
8:	9.6	↑
9:	10.0	↗
10:	9.8	←

Serie	94.0
Total	94.0

30 Skud



30 Skud



11:	9.7	→
12:	8.3	↗
13:	9.0	↗
14:	10.6	↗
15:	10.2	←

16:	10.3	↑
17:	10.7	↘
18:	8.9	↘
19:	10.7	↘
20:	10.5	↗

Serie	94.0
Total	188.0

21:	9.7	↖
22:	8.8	↗
23:	9.7	→
24:	9.9	↖
25:	10.4	↗

26:	10.0	←
27:	10.1	↘
28:	8.4	↘
29:	9.9	↗
30:	10.6	←

Serie	92.0
Total	280.0